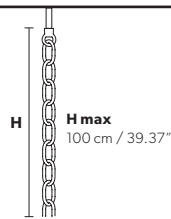


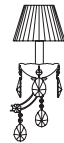


MARIA TERESA VE992

Standard chain



MT/CG



MT
Traditional version

CG
Coloured glass version

LIGHTING	Traditional E14 lightbulbs
SIZE	With lampshades, overall diameter is 5 cm (2") larger than specified
FRAME	MT Chrome or gold plated metal covered with transparent glass CG Painted metal covered with painted glass
LAMP SHADES	MT Damask DAM-2BD/14/IV CG Organza ORG/14/...COLOUR
PENDANTS	MT Transparent glass or crystal CG Coloured glass

RW/DW




RW
RGB-W Led version

DW
Dynamic White Led version

LIGHTING	WHITE LED sources CRI>90 RGB-W each light 330 Nominal lm at 3000K DW each light 490 Nominal lm at 4700K
SIZE	Same size as MT or CG
FRAME	Chrome or gold plated metal covered with transparent glass
LAMP SHADES	No lampshades included
PENDANTS	Transparent glass or crystal

VE 992/18



TECHNICAL INFORMATION	LIGHTING SYSTEM	VERSION
Ø 85 cm / 33.46" H 100 cm / 39.37" W 25 kg / 55.11 lb	STANDARD LIGHTING 18x E14x10 W max (not included). Triac Dimmable	 VE 992/18 MT-CG
	INTEGRATED LED LIGHTING 18x LED source - 72 W tot Control system: DMX On request Radio Control and Masiero Smart Light App only for RW version.	 VE 992/18 RW/DW

MT TRADITIONAL



G04 Shiny chrome



G03 Shiny gold


MT DYNAMIC WHITE



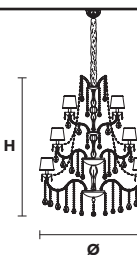
MT RGB - W - LED



MT COLOURED GLASS

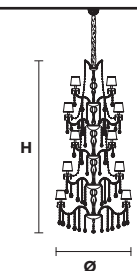


VE 992/30



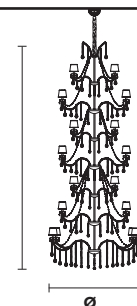
TECHNICAL INFORMATION	LIGHTING SYSTEM	VERSION
Ø 115 cm / 45.27" H 140 cm / 55.12" W 40 kg / 88.18 lb	STANDARD LIGHTING 30x E14x10 W max (not included). Triac Dimmable	 VE 992/30 MT-CG
	INTEGRATED LED LIGHTING 30x LED source - 120 W tot Control system: DMX On request Radio Control and Masiero Smart Light App only for RW version.	 VE 992/30 RW/DW

VE 992/48



TECHNICAL INFORMATION	LIGHTING SYSTEM	VERSION
Ø 120 cm / 47.24" H 240 cm / 94.49" W 80 kg / 176.37 lb	STANDARD LIGHTING 48x E14x10 W max (not included). Triac Dimmable	 VE 992/48 MT-CG
	INTEGRATED LED LIGHTING 48x LED source - 192 W tot Control system: DMX On request Radio Control and Masiero Smart Light App only for RW version.	 VE 992/48 RW/DW

VE 992/70



TECHNICAL INFORMATION	LIGHTING SYSTEM	VERSION
Ø 150 cm / 59.05" H 380 cm / 149.60" W 100 kg / 220.4 lb	STANDARD LIGHTING 70x E14x10 W max (not included). Triac Dimmable	 VE 992/70 MT-CG
	INTEGRATED LED LIGHTING 70x LED source - 280 W tot Control system: DMX On request Radio Control and Masiero Smart Light App only for RW version.	 VE 992/70 RW/DW