

VE 961

Design by: Masiero Lab

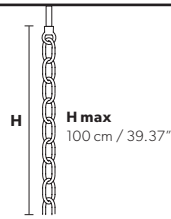
Technical Info

MASIERO

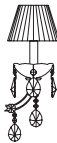


MARIA TERESA VE961

Standard chain



MT/CG



MT
Traditional version
CG
Coloured glass version

LIGHTING Traditional E14 lightbulbs
SIZE With lampshades, overall diameter is 5 cm (2") larger than specified
FRAME **MT** Chrome or gold plated metal covered with transparent glass
CG Painted metal covered with painted glass
LAMP SHADES **MT** Damask DAM/12/GD-CREAM
CG Organza ORG/14/...COLOUR
PENDANTS **MT** Transparent glass or crystal
CG Coloured glass

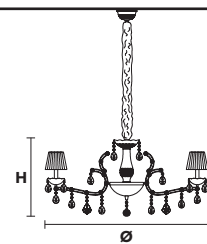
RW/DW



RW
RGB-W Led version
DW
Dynamic White Led version

LIGHTING **WHITE LED** sources CRI>90
RGB-W each light 330 Nominal lm at 3000K
DW each light 490 Nominal lm at 4700K
SIZE Same size as MT or CG
FRAME Chrome or gold plated metal covered with transparent glass
LAMP SHADES No lampshades included
PENDANTS Transparent glass or crystal

VE 961/8



TECHNICAL INFORMATION

Ø 75 cm / 29.52"
H 42 cm / 16.53"
W 11 kg / 24.25 lb

LIGHTING SYSTEM

STANDARD LIGHTING

8×E14×10 W max (not included).
Triac Dimmable

VERSION

VE 961/8 MT-CG




INTEGRATED LED LIGHTING

8×LED source -32 W tot
Control system: DMX
On request Radio Control and Masiero Smart Light App only for RW version.

VE 961/8 RW/DW



MT TRADITIONAL



G04 Shiny chrome



G03 Shiny gold


MT DYNAMIC WHITE



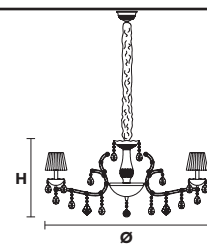
MT RGB - W - LED



MT COLOURED GLASS



VE 961/10



TECHNICAL INFORMATION

Ø 85 cm / 33.46"
H 42 cm / 16.53"
W 17 kg / 37.47 lb

LIGHTING SYSTEM

STANDARD LIGHTING

10×E14×10 W max (not included).
Triac Dimmable

VERSION

VE 961/10 MT-CG



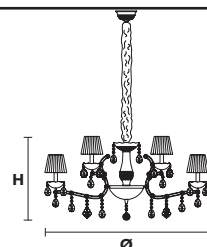
INTEGRATED LED LIGHTING

10×LED source -40 W tot
Control system: DMX
On request Radio Control and Masiero Smart Light App only for RW version.

VE 961/10 RW/DW



VE 961/12



TECHNICAL INFORMATION

Ø 75 cm / 29.52"
H 60 cm / 23.62"
W 16 kg / 35.27 lb

LIGHTING SYSTEM

STANDARD LIGHTING

12×E14×10 W max (not included).
Triac Dimmable

VERSION

VE 961/12 MT-CG



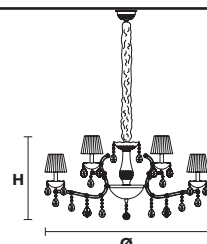
INTEGRATED LED LIGHTING

12×LED source -48 W tot
Control system: DMX
On request Radio Control and Masiero Smart Light App only for RW version.

VE 961/12 RW/DW



VE 961/15



TECHNICAL INFORMATION

Ø 85 cm / 33.46"
H 60 cm / 23.62"
W 22 kg / 48.50 lb

LIGHTING SYSTEM

STANDARD LIGHTING

15×E14×10 W max (not included).
Triac Dimmable

VERSION

VE 961/15 MT-CG



INTEGRATED LED LIGHTING

15×LED source -60 W tot
Control system: DMX
On request Radio Control and Masiero Smart Light App only for RW version.

VE 961/15 RW/DW



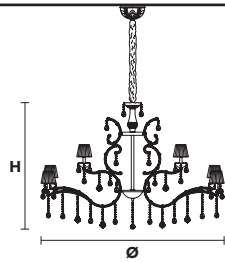
Ⓢ : for the US market, refer to the relevant price list.

Design by: Masiero Lab

MARIA TERESA VE961



VE 961/24



TECHNICAL INFORMATION

Ø 150 cm / 59.05"
 H 105 cm / 41.33"
 W 40 kg / 88.18 lb

LIGHTING SYSTEM

STANDARD LIGHTING

24×E14×10 W max
 (not included).
 Triac Dimmable

VERSION



VE 961/24 MT-CG


INTEGRATED LED LIGHTING



24×LED source -576 W tot
 Control system: DMX
 On request Radio Control
 and Masiero Smart Light App
 only for RW version.

VE 961/24 RW/DW

MT TRADITIONAL



G04 Shiny chrome



G03 Shiny gold


MT DYNAMIC WHITE



MT RGB - W - LED



MT COLOURED GLASS



Ⓜ : for the US market, refer to the relevant price list.