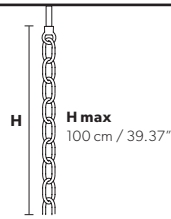


Design by: Masiero Lab



Standard chain



MT/CG



MT
Traditional version
CG
Coloured glass version

LIGHTING Traditional E14 lightbulbs
SIZE With lampshades, overall diameter is 5 cm (2") larger than specified
FRAME **MT** Chrome or gold plated metal covered with transparent glass
CG Painted metal covered with painted glass
LAMP SHADES **MT** No lampshades included
CG No lampshades included
PENDANTS **MT** Transparent glass or crystal
CG Coloured glass

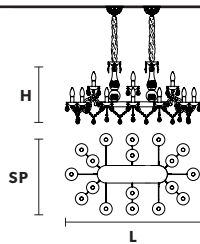
RW/DW



RW
RGB-W Led version
DW
Dynamic White Led version

LIGHTING WHITE LED sources CRI>90
RGB-W each light 330 Nominal lm at 3000K
DW each light 490 Nominal lm at 4700K
SIZE Same size as MT or CG
FRAME Chrome or gold plated metal covered with transparent glass
LAMP SHADES No lampshades included
PENDANTS Transparent glass or crystal

VE 945/18



TECHNICAL INFORMATION

L 107 cm / 42.12"
SP 65 cm / 25.59"
H 45 cm / 17.71"
W 25 kg / 55.11 lb

LIGHTING SYSTEM

STANDARD LIGHTING
18×E14×10 W max (not included).
Triac Dimmable

VERSION

VE 945/18 MT-CG



INTEGRATED LED LIGHTING

18×LED source – 72 W tot
Control system: DMX
On request Radio Control and Masiero Smart Light App only for RW version.

VE 945/18 RW/DW



MT TRADITIONAL



G04 Shiny chrome



G03 Shiny gold


MT DYNAMIC WHITE



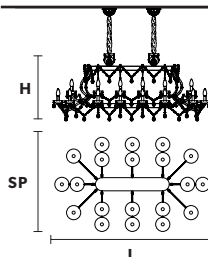
MT RGB - W - LED



MT COLOURED GLASS



VE 945/20



TECHNICAL INFORMATION

L 153 cm / 60.23"
SP 93 cm / 36.61"
H 66 cm / 25.98"
W 34 kg / 74.95 lb

LIGHTING SYSTEM

STANDARD LIGHTING
20×E14×10 W max (not included).
Triac Dimmable

VERSION

VE 945/20 MT-CG



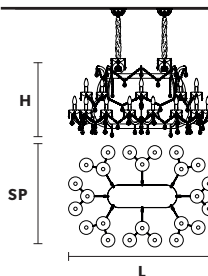
INTEGRATED LED LIGHTING

20×LED source – 80 W tot
Control system: DMX
On request Radio Control and Masiero Smart Light App only for RW version.

VE 945/20 RW/DW



VE 945/24



TECHNICAL INFORMATION

L 129 cm / 50.78"
SP 88 cm / 34.64"
H 70 cm / 27.55"
W 45 kg / 99.20 lb

LIGHTING SYSTEM

STANDARD LIGHTING
24×E14×10 W max (not included).
Triac Dimmable

VERSION

VE 945/24 MT-CG



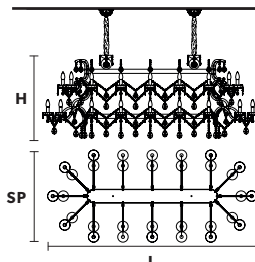
INTEGRATED LED LIGHTING

24×LED source – 96 W tot
Control system: DMX
On request Radio Control and Masiero Smart Light App only for RW version.

VE 945/24 RW/DW



VE 945/32



TECHNICAL INFORMATION

L 200 cm / 78.74"
SP 88 cm / 34.64"
H 80 cm / 31.49"
W 57 kg / 125.66 lb

LIGHTING SYSTEM

STANDARD LIGHTING
32×E14×10 W max (not included).
Triac Dimmable

VERSION

VE 945/32 MT-CG



INTEGRATED LED LIGHTING

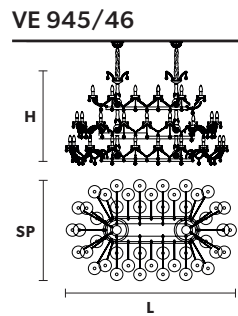
32×LED source – 128 W tot
Control system: DMX
On request Radio Control and Masiero Smart Light App only for RW version.

VE 945/32 RW/DW



: for the US market, refer to the relevant price list.

Design by: Masiero Lab



TECHNICAL INFORMATION

L 192 cm / 75.59"
SP 114 cm / 44.88"
H 110 cm / 43.30"
W 60 kg / 132.27 lb

LIGHTING SYSTEM

STANDARD LIGHTING

46×E14×10 W max
 (not included).
 Triac Dimmable

VERSION



VE 945/46 MT-CG

INTEGRATED LED LIGHTING

46×LED source – 184 W tot
 Control system: DMX
 On request Radio Control
 and Masiero Smart Light App
 only for RW version.



VE 945/46 RW/DW

MT TRADITIONAL



G04 Shiny chrome



G03 Shiny gold


MT DYNAMIC WHITE



MT RGB - W - LED



MT COLOURED GLASS



Ⓢ : for the US market, refer to the relevant price list.