

Design by: Masiero Lab

MARIA TERESA VE938/A2

MARIA TERESA VE938/STL5



MT/CG



MT
Traditional version
CG
Coloured glass version

LIGHTING Traditional E14 lightbulbs
SIZE With lampshades, overall diameter is 5 cm (2") larger than specified
FRAME
MT Chrome or gold plated metal covered with transparent glass
CG Painted metal covered with painted glass
LAMP SHADES
MT No lampshades included
CG No lampshades included
PENDANTS
MT Transparent glass or crystal
CG Coloured glass

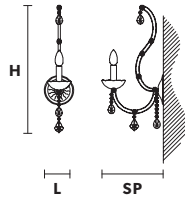
RW/DW



RW
RGB-W Led version
DW
Dynamic White Led version

LIGHTING WHITE LED sources CRI>90
RGB-W each light 330 Nominal lm at 3000K
DW each light 490 Nominal lm at 4700K
SIZE Same size as MT or CG
FRAME Chrome or gold plated metal covered with transparent glass
LAMP SHADES No lampshades included
PENDANTS Transparent glass or crystal

VE 938/A1



TECHNICAL INFORMATION

L 16 cm / 6.30"
SP 27 cm / 10.63"
H 40 cm / 15.75"

LIGHTING SYSTEM

STANDARD LIGHTING

1×E14×10 W max (not included).
Triac Dimmable

VERSION



VE 938/A1 MT-CG

INTEGRATED LED LIGHTING



1×LED source – 4 W tot
Control system: DMX
On request Radio Control and Masiero Smart Light App only for RW version.

VE 938/A1 RW/DW

MT TRADITIONAL



G04 Shiny chrome



G03 Shiny gold


MT DYNAMIC WHITE



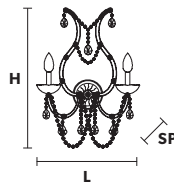
MT RGB - W - LED



MT COLOURED GLASS



VE 938/A2



TECHNICAL INFORMATION

L 30 cm / 11.81"
SP 24 cm / 9.45"
H 50 cm / 19.69"

LIGHTING SYSTEM

STANDARD LIGHTING

2×E14×10 W max (not included).
Triac Dimmable

VERSION



VE 938/A2 MT-CG

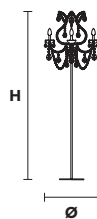
INTEGRATED LED LIGHTING



2×LED source – 8 W tot
Control system: DMX
On request Radio Control and Masiero Smart Light App only for RW version.

VE 938/A2 RW/DW

VE 938/STL5*



TECHNICAL INFORMATION

Ø 50 cm / 19.69"
H 185 cm / 72.83"

LIGHTING SYSTEM

STANDARD LIGHTING

5×E14×10 W max (not included).
Triac Dimmable

VERSION



VE 938/STL5 MT-CG


INTEGRATED LED LIGHTING



5×LED source – 20 W tot
Control system: DMX
On request Radio Control and Masiero Smart Light App only for RW version.

VE 938/STL5 RW/DW

VE 938/TL5*



TECHNICAL INFORMATION

Ø 50 cm / 19.69"
H 65 cm / 25.59"

LIGHTING SYSTEM

STANDARD LIGHTING

5×E14×10 W max (not included).
Triac Dimmable

VERSION



VE 938/TL5 MT-CG

INTEGRATED LED LIGHTING



5×LED source – 20 W tot
Control system: DMX
On request Radio Control and Masiero Smart Light App only for RW version.

VE 938/TL5 RW/DW

* Available only for traditional version for the US market. : for the US market, refer to the relevant price list.