

# VE 929

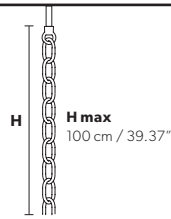
## Technical Info

# MASIERO

Design by: Masiero Lab



### Standard chain



### MT/CG



**MT**  
Traditional version  
**CG**  
Coloured glass version

|                    |  |
|--------------------|--|
| <b>LIGHTING</b>    | Traditional E14 lightbulbs   |
| <b>SIZE</b>        | With lampshades, overall diameter is 5 cm (2") larger than specified   |
| <b>FRAME</b>       | <b>MT</b> Chrome or gold plated metal covered with transparent glass<br><b>CG</b> Painted metal covered with painted glass |
| <b>LAMP SHADES</b> | <b>MT</b> No lampshades included<br><b>CG</b> No lampshades included   |
| <b>PENDANTS</b>    | <b>MT</b> Transparent glass or crystal<br><b>CG</b> Coloured glass   |

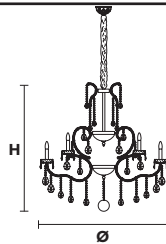
### RW/DW



**RW**  
RGB-W Led version  
**DW**  
Dynamic White Led version

|                    |   |
|--------------------|---|
| <b>LIGHTING</b>    | <b>RW</b> WHITE LED sources CRI>90<br><b>RGB-W</b> each light 330 Nominal lm at 3000K<br><b>DW</b> each light 490 Nominal lm at 4700K |
| <b>SIZE</b>        | Same size as MT or CG   |
| <b>FRAME</b>       | Chrome or gold plated metal covered with transparent glass  |
| <b>LAMP SHADES</b> | No lampshades included  |
| <b>PENDANTS</b>    | Transparent glass or crystal  |

### VE 929/24




| TECHNICAL INFORMATION |                   |
|-----------------------|-------------------|
| <b>Ø</b>              | 120 cm / 47.24"   |
| <b>H</b>              | 120 cm / 47.23"   |
| <b>W</b>              | 57 kg / 125.66 lb |

| LIGHTING SYSTEM                                   |  |
|---|--|
| STANDARD LIGHTING                                 |  |
| 24×E14×10 W max (not included).<br>Triac Dimmable |  |

| VERSION                |  |
|------------------------|--|
|                        |  |
| <b>VE 929/24 MT-CG</b> |  |

| INTEGRATED LED LIGHTING   |  |
|---|--|
|   |  |
| 24×LED source -96 W tot<br>Control system: DMX<br>On request Radio Control and Masiero Smart Light App only for RW version. |  |
| <b>VE 929/24 RW/DW</b>  |  |

#### MT TRADITIONAL




G04 Shiny chrome



G03 Shiny gold

#### MT DYNAMIC WHITE



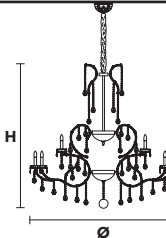
#### MT RGB - W - LED



#### MT COLOURED GLASS



### VE 929/36



| TECHNICAL INFORMATION |                   |
|-----------------------|-------------------|
| <b>Ø</b>              | 165 cm / 64.96"   |
| <b>H</b>              | 160 cm / 62.99"   |
| <b>W</b>              | 90 kg / 198.41 lb |

| LIGHTING SYSTEM                                   |  |
|---|--|
| STANDARD LIGHTING                                 |  |
| 36×E14×10 W max (not included).<br>Triac Dimmable |  |

| VERSION                |  |
|------------------------|--|
|                        |  |
| <b>VE 929/36 MT-CG</b> |  |

| INTEGRATED LED LIGHTING  |  |
|--|--|
|  |  |
| 36×LED source -144 W tot<br>Control system: DMX<br>On request Radio Control and Masiero Smart Light App only for RW version. |  |
| <b>VE 929/36 RW/DW</b>   |  |

: for the US market, refer to the relevant price list.