

VE 927

Design by: Masiero Lab

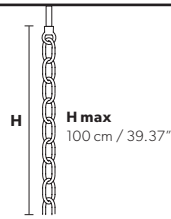
Technical Info

MASIERO



MARIA TERESA VE927

Standard chain



MT/CG



MT
Traditional version
CG
Coloured glass version

RW/DW

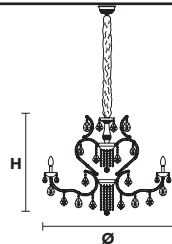


RW
RGB-W Led version
DW
Dynamic White Led version

LIGHTING Traditional E14 lightbulbs
SIZE With lampshades, overall diameter is 5 cm (2") larger than specified
FRAME **MT** Chrome or gold plated metal covered with transparent glass
CG Painted metal covered with painted glass
LAMP SHADES **MT** No lampshades included
CG No lampshades included
PENDANTS **MT** Transparent glass or crystal
CG Coloured glass

LIGHTING **WHITE** LED sources CRI>90
RGB-W each light 330 Nominal lm at 3000K
DW each light 490 Nominal lm at 4700K
SIZE Same size as MT or CG
FRAME Chrome or gold plated metal covered with transparent glass
LAMP SHADES No lampshades included
PENDANTS Transparent glass or crystal

VE 927/12



TECHNICAL INFORMATION

Ø 85 cm / 33.46"
H 70 cm / 27.55"
W 25 kg / 55.11 lb

LIGHTING SYSTEM

STANDARD LIGHTING

12x E14x10 W max (not included).
Triac Dimmable

VERSION



VE 927/12 MT-CG

INTEGRATED LED LIGHTING



12x LED source -48 W tot
Control system: DMX
On request Radio Control and Masiero Smart Light App only for RW version.

VE 927/12 RW/DW

MT TRADITIONAL



G04 Shiny chrome



G03 Shiny gold


MT DYNAMIC WHITE



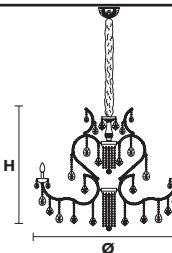
MT RGB - W - LED



MT COLOURED GLASS



VE 927/16



TECHNICAL INFORMATION

Ø 118 cm / 46.45"
H 84 cm / 33.07"
W 33 kg / 72.75 lb

LIGHTING SYSTEM

STANDARD LIGHTING

16x E14x10 W max (not included).
Triac Dimmable

VERSION



VE 927/16 MT-CG


INTEGRATED LED LIGHTING



16x LED source -64 W tot
Control system: DMX
On request Radio Control and Masiero Smart Light App only for RW version.

VE 927/16 RW/DW

VE 927/24



TECHNICAL INFORMATION

Ø 118 cm / 46.45"
H 84 cm / 33.07"
W 40 kg / 88.18 lb

LIGHTING SYSTEM

STANDARD LIGHTING

24x E14x10 W max (not included).
Triac Dimmable

VERSION



VE 927/24 MT-CG

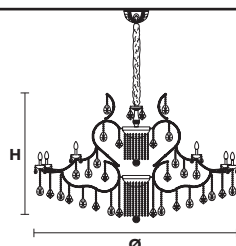
INTEGRATED LED LIGHTING



24x LED source -96 W tot
Control system: DMX
On request Radio Control and Masiero Smart Light App only for RW version.

VE 927/24 RW/DW

VE 927/30



TECHNICAL INFORMATION

Ø 165 cm / 64.96"
H 105 cm / 41.38"
W 82 kg / 180.77 lb

LIGHTING SYSTEM

STANDARD LIGHTING

30x E14x10 W max (not included).
Triac Dimmable

VERSION



VE 927/30 MT-CG

INTEGRATED LED LIGHTING



30x LED source -120 W tot
Control system: DMX
On request Radio Control and Masiero Smart Light App only for RW version.

VE 927/30 RW/DW

Ⓢ : for the US market, refer to the relevant price list.