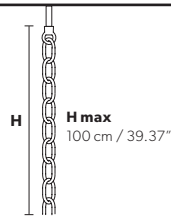


Design by: Masiero Lab



Standard chain



MT



MT Traditional version

LIGHTING Traditional E14 lightbulbs
SIZE With lampshades, overall diameter is 5 cm (2") larger than specified
FRAME MT Chrome or gold plated metal covered with transparent glass
PENDANTS MT Transparent glass or crystal

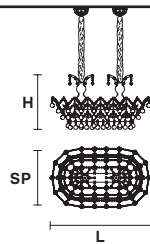
RW/DW



RW RGB-W Led version DW Dynamic White Led version

LIGHTING WHITE LED sources CRI>90
RGB-W each light 330 Nominal lm at 3000K
DW each light 490 Nominal lm at 4700K
SIZE Same size as MT
FRAME Chrome or gold plated metal covered with transparent glass
PENDANTS Transparent glass or crystal

VE 920/14



TECHNICAL INFORMATION

L 90 cm / 35.43"
SP 45 cm / 17.72"
H 50 cm / 19.69"
W 48 kg / 105.82 lb

LIGHTING SYSTEM

STANDARD LIGHTING
 14×E14×10 W max (not included).
 Triac Dimmable

VERSION



VE 920/14 MT

INTEGRATED LED LIGHTING

14×LED source -56 W tot
 Control system: DMX
 On request Radio Control and Masiero Smart Light App only for RW version.



VE 920/14 RW/DW

MT TRADITIONAL



G04 Shiny chrome



G03 Shiny gold


MT DYNAMIC WHITE



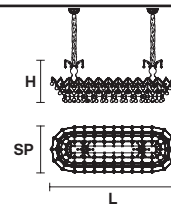
MT RGB - W - LED



MT COLOURED GLASS



VE 920/24



TECHNICAL INFORMATION

L 160 cm / 62.99"
SP 70 cm / 27.55"
H 60 cm / 23.62"
W 77.5 kg / 170.8 lb

LIGHTING SYSTEM

STANDARD LIGHTING
 24×E14×10 W max (not included).
 Triac Dimmable

VERSION



VE 920/24 MT

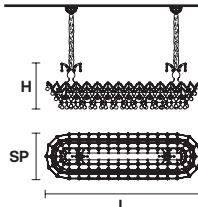
INTEGRATED LED LIGHTING

24×LED source -96 W tot
 Control system: DMX
 On request Radio Control and Masiero Smart Light App only for RW version.



VE 920/24 RW/DW

VE 920/30



TECHNICAL INFORMATION

L 200 cm / 78.74"
SP 70 cm / 27.55"
H 60 cm / 23.62"
W 100 kg / 220.4 lb

LIGHTING SYSTEM

STANDARD LIGHTING
 30×E14×10 W max (not included).
 Triac Dimmable

VERSION



VE 920/30 MT

INTEGRATED LED LIGHTING

30×LED source -120 W tot
 Control system: DMX
 On request Radio Control and Masiero Smart Light App only for RW version.



VE 920/30 RW/DW

☎ : for the US market, refer to the relevant price list.