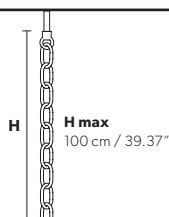


Design by: Masiero Lab



MARIA TERESA VE910

Standard chain



MT/CG

- MT**
Traditional version
- CG**
Coloured glass version

- LIGHTING** Traditional E14 lightbulbs
- SIZE** With lampshades, overall diameter is 5 cm (2") larger than specified
- FRAME**
 - MT** Chrome or gold plated metal covered with transparent glass
 - CG** Painted metal covered with painted glass
- LAMP SHADES**
 - MT** No lampshades included
 - CG** No lampshades included
- PENDANTS**
 - MT** Transparent glass or crystal
 - CG** Coloured glass

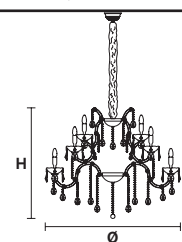
RW/DW



- RW**
RGB-W Led version
- DW**
Dynamic White Led version

- LIGHTING**
 - RW** WHITE LED sources CRI>90
 - RGB-W** each light 330 Nominal lm at 3000K
 - DW** each light 490 Nominal lm at 4700K
- SIZE** Same size as MT or CG
- FRAME** Chrome or gold plated metal covered with transparent glass
- LAMP SHADES** No lampshades included
- PENDANTS** Transparent glass or crystal

VE 910/25



TECHNICAL INFORMATION

- Ø** 100 cm / 39.37"
- H** 75 cm / 29.52"
- W** 26 kg / 57.32 lb

LIGHTING SYSTEM

- STANDARD LIGHTING
- 25×E14×10 W max (not included).
Triac Dimmable


VERSION



VE 910/25 MT-CG


INTEGRATED LED LIGHTING

- 25×LED source -100 W tot
Control system: DMX
On request Radio Control
and Masiero Smart Light App
only for RW version.



VE 910/25 RW/DW

MT TRADITIONAL



G04 Shiny chrome




G03 Shiny gold


MT DYNAMIC WHITE



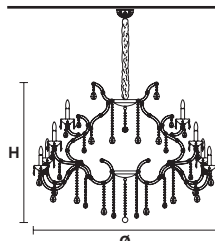
MT RGB - W - LED



MT COLOURED GLASS



VE 910/32



TECHNICAL INFORMATION

- Ø** 125 cm / 49.21"
- H** 90 cm / 35.43"
- W** 40 kg / 88.18 lb

LIGHTING SYSTEM

- STANDARD LIGHTING
- 32×E14×10 W max (not included).
Triac Dimmable

VERSION



VE 910/32 MT-CG

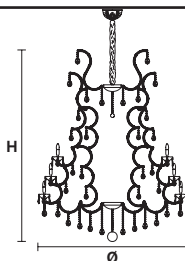
INTEGRATED LED LIGHTING

- 32×LED source -128 W tot
Control system: DMX
On request Radio Control
and Masiero Smart Light App
only for RW version.



VE 910/32 RW/DW

VE 910/42



TECHNICAL INFORMATION

- Ø** 150 cm / 59.05"
- H** 180 cm / 70.87"
- W** 70 kg / 154.32 lb

LIGHTING SYSTEM

- STANDARD LIGHTING
- 42×E14×10 W max (not included).
Triac Dimmable

VERSION



VE 910/42 MT-CG

INTEGRATED LED LIGHTING

- 42×LED source -168 W tot
Control system: DMX
On request Radio Control
and Masiero Smart Light App
only for RW version.



VE 910/42 RW/DW

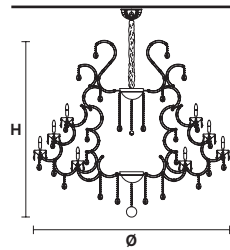
: for the US market, refer to the relevant price list.

Design by: Masiero Lab

MARIA TERESA VE910



VE 910/49



TECHNICAL INFORMATION

Ø 185 cm / 72.83"
H 165 cm / 64.96"
W 85 kg / 187.39 lb

LIGHTING SYSTEM

STANDARD LIGHTING

49×E14×10 W max
(not included).
Triac Dimmable

VERSION



VE 910/49 MT-CG

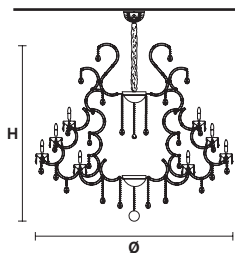
INTEGRATED LED LIGHTING



49×LED source -196 W tot
Control system: DMX
On request Radio Control
and Masiero Smart Light App
only for RW version.

VE 910/49 RW/DW

VE 910/56



TECHNICAL INFORMATION

Ø 185 cm / 72.83"
H 165 cm / 64.96"
W 100 kg / 220.5 lb

LIGHTING SYSTEM

STANDARD LIGHTING

56×E14×10 W max
(not included).
Triac Dimmable

VERSION



VE 910/56 MT-CG


INTEGRATED LED LIGHTING



56×LED source -224 W tot
Control system: DMX
On request Radio Control
and Masiero Smart Light App
only for RW version.

VE 910/56 RW/DW

MT TRADITIONAL



G04 Shiny chrome



G03 Shiny gold

MT DYNAMIC WHITE



MT RGB - W - LED



MT COLOURED GLASS

