



CHANDELIERS
ATELIER

MASIERO



CHANDELIERS

ATELIER

MASIERO



CHANDELIERS


C'è un posto dove classico e moderno si incontrano, contaminandosi, fondendosi per bilanciare innovazione e tradizione.

La bellezza prende forma creando collezioni di lampade senza tempo, dedicate a chi guarda con piacere il mondo contemporaneo, senza dimenticarsi delle origini classiche.


There is a place where classic and modern meet in mutual contamination and merge to balance innovation and tradition.

Beauty takes shape to create timeless collections of lighting elements, dedicated to all those who like to look at the contemporary world without forgetting their classical origins.


Indice/Index




Acantia
26



Chic
16




Elegancia
40




Odessa
110




Primadonna
72




Rosemary
88




Eternity
62




Galá
100




Glassé
122




Zaira
82



Imperial
132




Lizzi
6




Noblesse
54

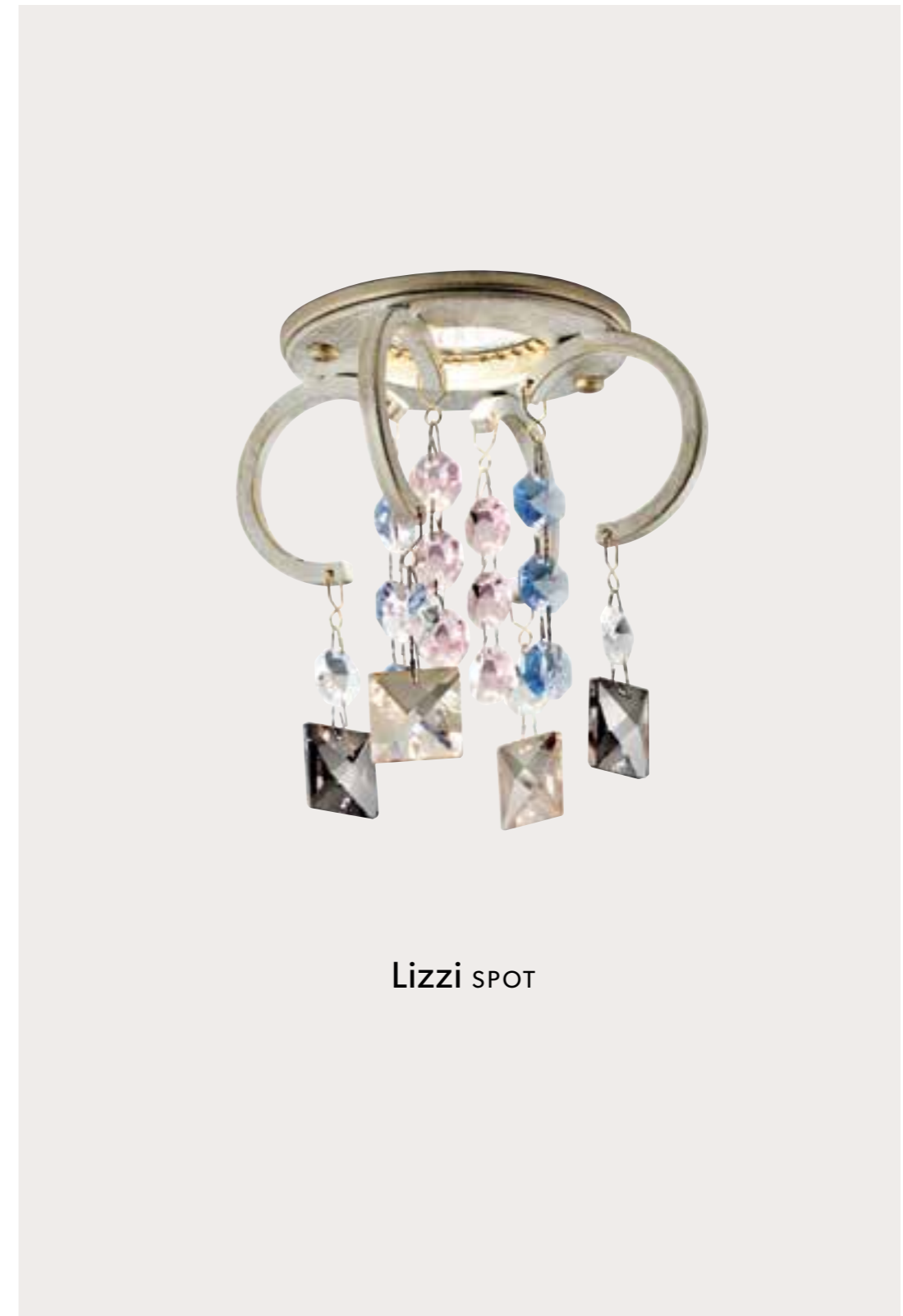
LIZZI


design by Masiero Lab



Lizzi 6+6







LIZZI

Struttura in metallo con pendagli in cristallo colorato.

Metal frame with coloured crystal pendants.

Metallstruktur mit Behang aus farbigem Kristall.

Structure en métal avec pampilles en cristal coloré.


Estructura de metal con piezas colgantes en cristal de color.

МЕТАЛЛИЧЕСКИЙ КАРКАС С ПОДВЕСАМИ ИЗ ЦВЕТНОГО ХРУСТАЛЯ

这个灯具的结构是金属。而且这种系列也有彩色水晶的吊坠。

هيكل معدني مع دلايات من الكريستال الملون.

Standard finishings



V13
Beige e Oro
Ivory and Gold

Family



Chandelier



Suspension



Spot

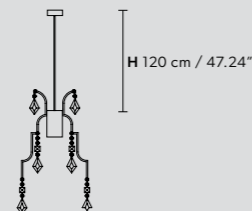
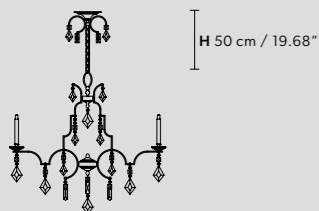


Applique

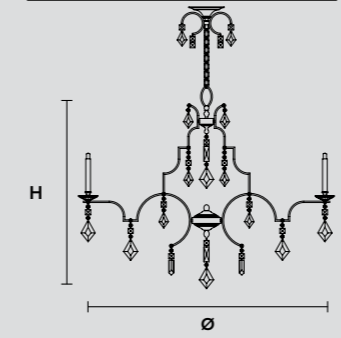


Ceiling

Standard chain/cable for all chandelier/suspension



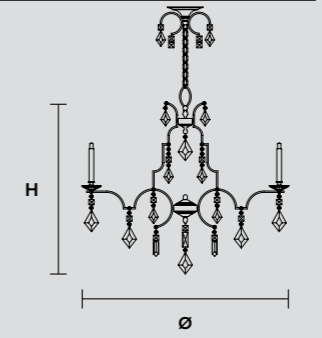
LIZZI 6+6



Ø 105 cm / 41.34"
H 85 cm / 33.46"

WW 12×G9×40 W max (not included)
USA 12×G9×40 W max (not included)

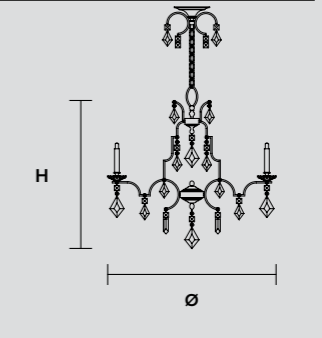
LIZZI 4+4



Ø 90 cm / 35.43"
H 75 cm / 29.53"

WW 8×G9×40 W max (not included)
USA 8×G9×40 W max (not included)

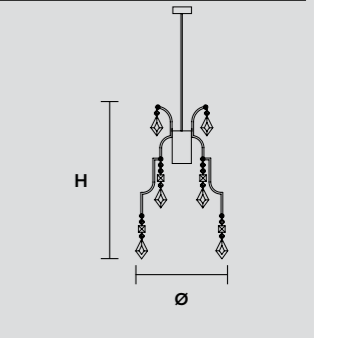
LIZZI 3+3



Ø 75 cm / 29.53"
H 65 cm / 25.59"

WW 6×G9×40 W max (not included)
USA 6×G9×40 W max (not included)

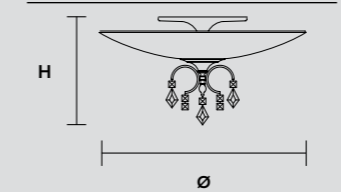
LIZZI S1



Ø 36 cm / 14.17"
H 53 cm / 20.86"

WW 1×GU10×50W max (not included)
USA 1×GU10×50W max (not included)

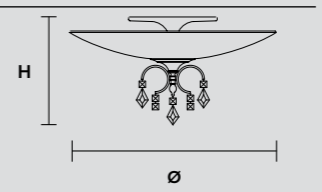
LIZZI PL5



Ø 70 cm / 27.56"
H 40 cm / 15.75"

WW 5×E27×60 W max (not included)
USA 5×E26×60 W max (not included)

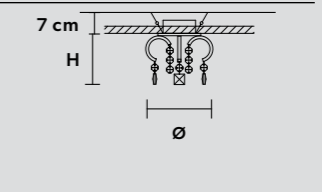
LIZZI PL3



Ø 55 cm / 21.65"
H 40 cm / 15.75"

WW 3×E27×60 W max (not included)
USA 3×E26×60 W max (not included)

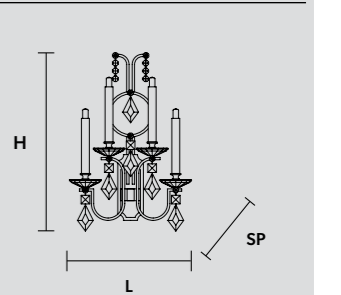
LIZZI SPOT



Ø 13 cm / 5.12"
H 12 cm / 4.72"

WW 1×GU10×50W max (not included)
USA 1×GU10×50W max (not included)

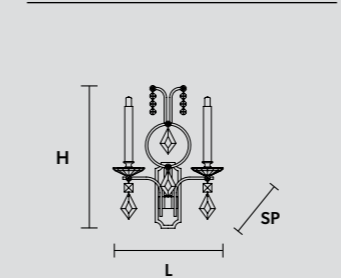
LIZZI A4



L 32 cm / 12.60"
SP 20 cm / 7.87"
H 42 cm / 16.54"

WW 4×G9×40 W max (not included)
USA 4×G9×40 W max (not included)

LIZZI A2




L 25 cm / 9.84"
SP 13 cm / 5.51"
H 38 cm / 15"

WW 2×G9×40 W max (not included)
USA 2×G9×40 W max (not included)

CHIC

design by Masiero Lab



Chic 12



Chic 3



Chic STL3





CHIC

Struttura in metallo con inserti in fusione d'ottone e cristallo colorato. Pendagli in cristallo colorato.

Metal frame with cast brass and coloured crystal inserts. Coloured crystal pendants.

Metallstruktur mit Einsätzen aus Messingguss und farbigem Kristall. Behang aus farbigem Kristall.

Structure en métal avec inserts en laiton moulé et cristal coloré. Pampilles en cristal coloré.

Estructura de metal con insertos realizados en fundición de latón y cristal de color. Piezas colgantes en cristal de color.

МЕТАЛЛИЧЕСКИЙ КАРКАС С ЛИТЫМИ ЛАТУННЫМИ ВСТАВКАМИ И ЦВЕТНЫМ ХРУСТАЛЕМ. ПОДВЕСЫ ИЗ ЦВЕТНОГО ХРУСТАЛЯ.

这个灯具的结构是金属, 而且有黄铜铸件与彩色水晶的装饰。这个系列也有水晶吊坠和合成材料的灯罩。

هيكل معدني مع مدخلات من صب النحاس الأصفر والكريستال الملون. دلايات من الكريستال الملون.

Standard finishings



F01
Foglia d'oro
Gold leaf



F02
Foglia d'argento
Silver leaf

Family




Chandelier



Applique

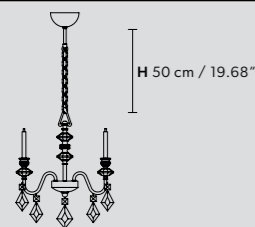


Table lamp

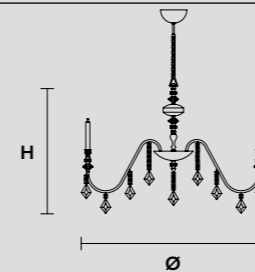


Floor lamp

Standard chain for all chandeliers



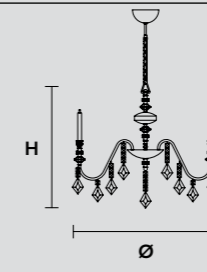
CHIC 12



Ø 115 cm / 45.28"
H 82 cm / 32.28"

WW 12×G9×40 W max (not included)
USA 12×G9×40 W max (not included)

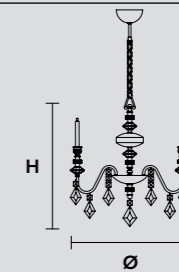
CHIC 8



Ø 80 cm / 31.49"
H 70 cm / 27.55"

WW 8×G9×40 W max (not included)
USA 8×G9×40 W max (not included)

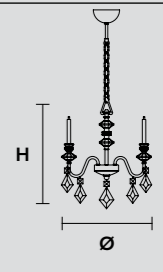
CHIC 5



Ø 50 cm / 19.69"
H 60 cm / 23.62"

WW 5×G9×40 W max (not included)
USA 5×G9×40 W max (not included)

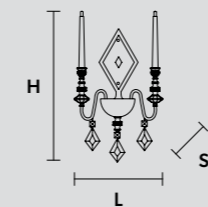
CHIC 3



Ø 43 cm / 16.93"
H 45 cm / 17.72"

WW 3×G9×40 W max (not included)
USA 3×G9×40 W max (not included)

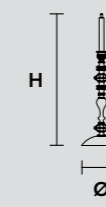
CHIC A2 N



L 37 cm / 14.57"
SP 12 cm / 4.72"
H 60 cm / 23.62"

WW 2×G9×40 W max (not included)
USA 2×G9×40 W max (not included)

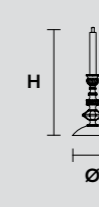
CHIC TL1 G



Ø 16 cm / 6.30"
H 55 cm / 21.65"

WW 1×G9×40 W max (not included)
USA 1×G9×40 W max (not included)

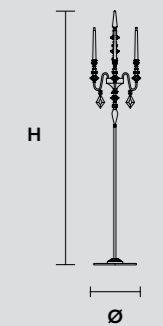
CHIC TL1 P



Ø 12 cm / 4.72"
H 30 cm / 11.81"

WW 1×G9×40 W max (not included)
USA 1×G9×40 W max (not included)

CHIC STL 3




Ø 40 cm / 15.75"
H 170 cm / 66.93"

WW 3×G9×40 W max (not included)
USA 3×G9×40 W max (not included)

ACANTIA

design by Masiero Lab




Acantia 12




Acantia 8



Acantia A2









Acantia 15

ACANTIA

Telaio in metallo e fusione d'ottone.
Paralumi in tessuto damascato.

Cast brass and metal frame.
Damask fabric lampshades.

Metallstruktur mit Messingguss
Lampenschirme aus Damast.

Structure en métal et laiton moulé
Abat-jours damassés.


Estructura de metal y fundición de latón.
Pantallas en tejido adamsado.

МЕТАЛЛИЧЕСКИЙ КАРКАС И ЛАТУННОЕ ЛИТЬЕ АБАЖУРЫ ИЗ ТКАНИ С КАМЧАТЫМ УЗОРОМ.

这个灯具的结构是金属跟黄铜铸件。而且这种灯具也有锦缎面料的灯罩。

إطار معدني وصب نحاس أصفر. عاكس ضوء (أباجورة) من قماش دمقس.

Finishings Cut Crystal



V95 Matt white + transparent pendants




G03+F01 Shiny gold + Gold leaf + transparent pendants



V90 Matt black + black pendants


Finishings Swarovski / Half cut glass*



V95 Matt white + transparent pendants



G03+F01 Shiny gold + Gold leaf + transparent pendants



V90 Matt black + transparent pendants

*Only available for ACANTIA PL4/ ACANTIA PL6/ACANTIA PL8

Family



Chandelier



Applique

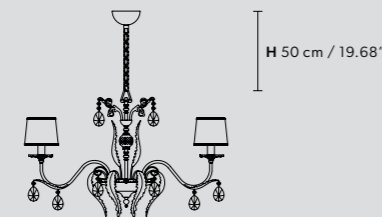
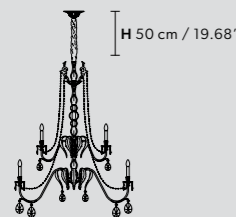


Ceiling

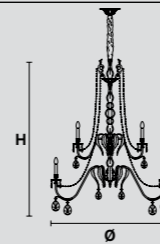


Table lamp

Standard chain for all chandeliers



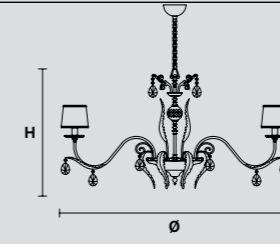
ACANTIA 15



Ø 120 cm / 47.24"
H 150 cm / 59.06"

WW 15×E14×40 W max (not included)
USA 15×E12×40 W max (not included)

ACANTIA 12

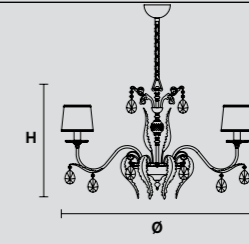


Ø 120 cm / 47.24"
H 60 cm / 27.55"

WW 12×E14×40 W max (not included)
USA 12×E12×40 W max (not included)

Paralumi / Shade DAM/14/WH
Paralumi / Shade DAM/14/BK

ACANTIA 8

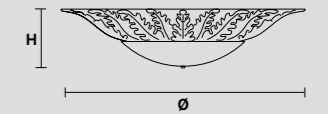


Ø 85 cm / 33.46"
H 50 cm / 19.68"

WW 8×E14×40 W max (not included)
USA 8×E12×40 W max (not included)

Paralumi / Shade DAM/14/WH
Paralumi / Shade DAM/14/BK

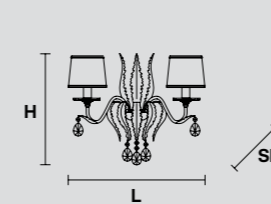
ACANTIA PL40



Ø 40 cm / 15.74"
H 9 cm / 3.54"

WW 3×G9×40 W max (not included)
USA 3×G9×40 W max (not included)

ACANTIA A2

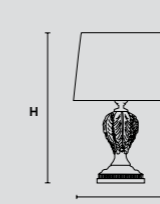


L 45 cm / 17.71"
SP 18 cm / 7.08"
H 40 cm / 15.74"

WW 2×E14×40 W max (not included)
USA 2×E12×40 W max (not included)

Paralumi / Shade DAM/14/WH
Paralumi / Shade DAM/14/BKw

ACANTIA TL1N

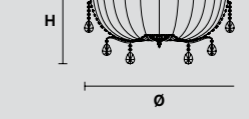


Ø 30 cm / 11.81"
H 46 cm / 18.11"

WW 1×E27×60 W max (not included)
USA 1×E26×60 W max (not included)

Paralumi / Shade DAM/30/WH
Paralumi / Shade DAM/30/BK

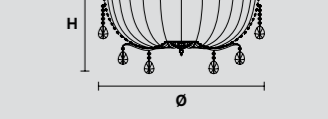
ACANTIA PL4



Ø 50 cm / 19.68"
H 35 cm / 13.78"

WW 4×E27×60 W max (not included)
USA 4×E26×60 W max (not included)

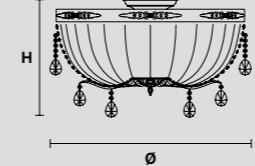
ACANTIA PL6



Ø 70 cm / 27.56"
H 40 cm / 15.75"

WW 6×E27×60 W max (not included)
USA 6×E26×60 W max (not included)

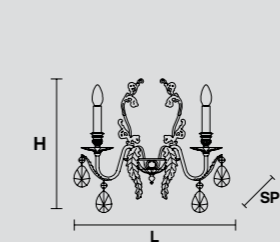
ACANTIA PL8



Ø 90 cm / 35.43"
H 50 cm / 19.68"

WW 8×E27×60 W max (not included)
USA 8×E26×60 W max (not included)

ACANTIA A2N




L 40 cm / 15.75"
SP 20 cm / 7.87"
H 40 cm / 15.75"

WW 2×E14×40 W max (not included)
USA 2×E12×40 W max (not included)


Ⓜ : For the US market, refer to the relevant price list.

ELEGANTIA

design by Masiero Lab




Eleganzia 8+1





Elegantia TL1 P



Elegantia TL3

Elegantia TL1 G



Elegantia PL1



Elegantia 8+1



Elegantia 3+1



Elegantia PL4



ELEGANTIA

Struttura di metallo in finitura galvanica con pendagli trasparenti.

Galvanic Bath Metal Frame with trasparent crystal pendants.

Metalstruktur in galvanischer Ausführung. Transparente Kristall-Anhänger.

Structure en métal, finition galvanique avec pampille transparent.

Estructura de metal con acabado galvanizado y piezas colgantes transparentes.

МЕТАЛЛИЧЕСКИЙ КАРКАС С ГАЛЬВАНИЧЕСКОЙ ОТДЕЛКОЙ С ПРОЗРАЧНЫМИ ХРУСТАЛЬНЫМИ ПОДВЕСАМИ.


这个灯具的结构是金属跟电镀表面。而且这种系列也有透明的水晶吊坠。

هيكل معدني بتشطيب جلفاني مع دلايات شفافة.

Standard finishings



G03+G05
Oro lucido+Oro opaco
Shiny gold+ Matt gold



G04+G06
Cromo lucido+Cromo opaco
Shiny chrome+Matt chrome

Family



Chandelier



Suspension




Applique



Ceiling

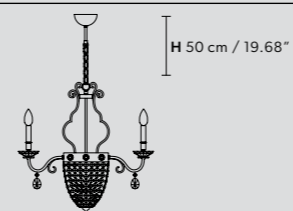


Table lamp

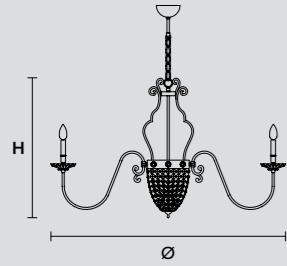


Floor lamp

Standard chain for all chandeliers




ELEGANTIA 12+1 

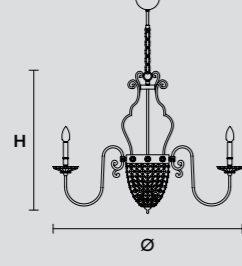


Ø 110 cm / 43.40"
H 65 cm / 25.60"

WW 12×E14×40 W max (not included)
1×E27×60 W max (not included)
USA 12×E12×40 W max (not included)
1×E26×60 W max (not included)

NO LAMPSHADES INCLUDED


ELEGANTIA 8+1 

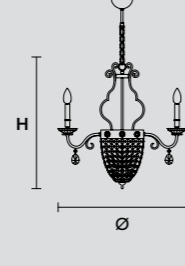


Ø 85 cm / 33.46"
H 65 cm / 25.60"

WW 8×E14×40 W max (not included)
1×E27×60 W max (not included)
USA 8×E12×40 W max (not included)
1×E26×60 W max (not included)

NO LAMPSHADES INCLUDED


ELEGANTIA 3+1 

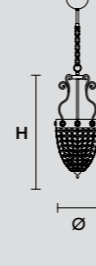


Ø 45 cm / 17.72"
H 60 cm / 23.62"

WW 3×E14×40 W max (not included)
1×E27×60 W max (not included)
USA 3×E12×40 W max (not included)
1×E26×60 W max (not included)

NO LAMPSHADES INCLUDED

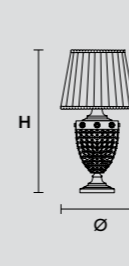
ELEGANTIA 1 



Ø 20 cm / 7.87"
H 55 cm / 21.65"

WW 1×E27×60 W max (not included)
USA 1×E26×60 W max (not included)

ELEGANTIA TL1 P *

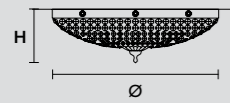


Ø 20 cm / 7.87"
H 35 cm / 13.78"

WW 1×E14×40 W max (not included)
USA 1×E12×40 W max (not included)

Paralumi / Shade PON-BD/20/WH
Paralumi / Shade PON-BD/20/IV

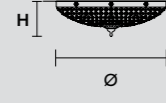
ELEGANTIA PL4 



Ø 60 cm / 23.62"
H 22 cm / 8.66"

WW 4×E27×60 W max (not included)
USA 4×E26×60 W max (not included)

ELEGANTIA PL3 



Ø 40 cm / 15.75"
H 20 cm / 7.87"

WW 3×E27×60 W max (not included)
USA 3×E26×60 W max (not included)

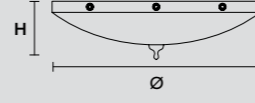
ELEGANTIA PL1 



Ø 20 cm / 7.87"
H 25 cm / 9.84"

WW 1×E27×60 W max (not included)
USA 1×E26×60 W max (not included)

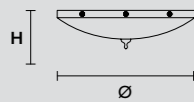
ELEGANTIA PLV4 



Ø 60 cm / 23.62"
H 22 cm / 8.66"


WW 4×E27×60 W max (not included)
USA 4×E26×60 W max (not included)

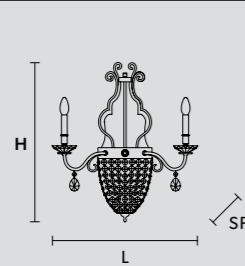
ELEGANTIA PLV3 



Ø 40 cm / 15.75"
H 20 cm / 7.87"

WW 3×E27×60 W max (not included)
USA 3×E26×60 W max (not included)

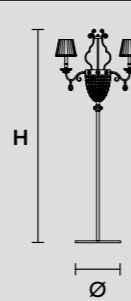
ELEGANTIA A2+1 



L 38 cm / 14.96"
SP 20 cm / 7.87"
H 60 cm / 23.62"

WW 3×E14×40 W max (not included)
USA 3×E12×40 W max (not included)

ELEGANTIA STL3 *

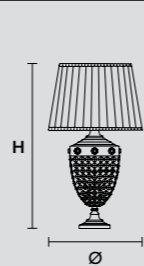


Ø 45 cm / 17.72"
H 180 cm / 70.87"

WW 3×E14×40 W max (not included)
USA 3×E12×40 W max (not included)

Paralumi / Shade PON-BD/16/WH
Paralumi / Shade PON-BD/16/IV


ELEGANTIA TL2 G *




Ø 40 cm / 15.75"
H 75 cm / 29.53"

WW 2×E27×60 W max (not included)
USA 2×E26×60 W max (not included)


Paralumi / Shade PON-BD/40/WH
Paralumi / Shade PON-BD/40/IV

 : For the US market, refer to the relevant price list.
* ETL only for US market.

 : For the US market, refer to the relevant price list.
* ETL only for US market.

NOBLESSE

design by Masiero Lab



Noblesse 12



Noblesse TL1 G



Noblesse PL6



Noblesse A2



Noblesse 8

NOBLESSE

Il telaio in metallo verniciato è decorato da perle di vetro trasparente.
Paralumi in tessuto shantung.
Pendagli in foglia oro o argento.

Metal frame decorated with transparent glass beads.
Shantung fabric lampshades.
Gold or silver leaf pendants.

Der Rahmen aus lackiertem Metall ist mit transparenten Glasperlen dekoriert.
Lampenschirme aus Shantung.
Blattgold oder Blattsilber Gehängen.

Le châssis en métal verni est décoré avec des perles en verre transparent.
Abat-jours en tissu shantung.
Pampilles en feuille d'or ou d'argent.


La estructura de metal pintada está decorada con perlas de vidrio transparente.
Pantallas en tejido Shantung.
Piezas colgantes de pan de oro o plata.

МЕТАЛЛИЧЕСКИЙ КАРКАС УКРАШЕН ПРОЗРАЧНЫМИ СТЕКЛЯННЫМИ БУСИНАМИ. АБАЖУРЫ ИЗ ТКАНИ ШАНТУНГ, ПОДВЕСЫ ПОКРЫТЫ СУСАЛЬНЫМ ЗОЛОТОМ ИЛИ СЕРЕБРОМ.


这个灯具结构是金属跟装饰的透明玻璃的珍珠们。这种系列也有材料缎布的灯罩，然而金箔和银箔的吊坠。

إطار معدني مطلي مُزخرف بخرز زجاجي شفاف. عاكس ضوء (أباجورة) من قماش شانتونج. دلايات من أوراق الذهب أو الفضة.

Finishings




V13
Beige e Oro
Ivory and Gold



V97
Bianco e argento
White and silver


Family



Chandelier



Applique



Ceiling

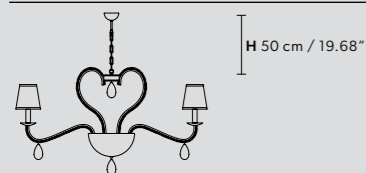


Floor lamp

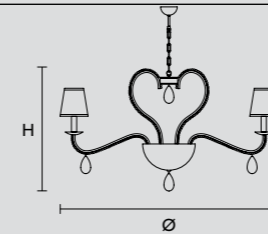


Table lamp

Standard chain for all chandeliers



NOBLESSE 12

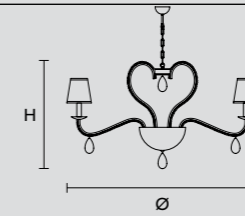


∅ 115 cm / 45.28"
H 72 cm / 28.35"

WW 12×E14×40 W max (not included)
USA 12×E12×40 W max (not included)

Paralumi / Shade SHA-BD/14/IV
Paralumi / Shade SHA-BD/14/WH

NOBLESSE 8

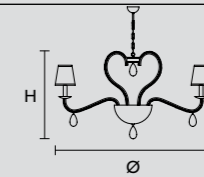


∅ 86 cm / 33.86"
H 62 cm / 24.41"

WW 8×E14×40 W max (not included)
USA 8×E12×40 W max (not included)

Paralumi / Shade SHA-BD/14/IV
Paralumi / Shade SHA-BD/14/WH

NOBLESSE 6

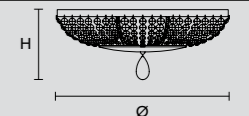


∅ 76 cm / 29.92"
H 62 cm / 24.41"

WW 6×E14×40 W max (not included)
USA 6×E12×40 W max (not included)

Paralumi / Shade SHA-BD/14/IV
Paralumi / Shade SHA-BD/14/WH

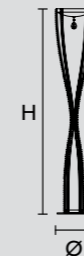
NOBLESSE PL6



∅ 62 cm / 24.41"
H 30 cm / 11.81"

WW 6×E14×40 W max (not included)
USA 6×E12×40 W max (not included)

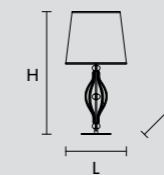
NOBLESSE STL2



∅ 33 cm / 12.99"
H 180 cm / 70.87"

WW 2×R7s×100 W max (not included)
USA 2×R7s×100 W max (not included)

NOBLESSE TL1G

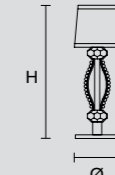


∅ 40 cm / 15.75"
H 85 cm / 33.46"

WW 1×E27×60 W max (not included)
USA 1×E26×60 W max (not included)

Paralumi / Shade SHA-BD/40/IV
Paralumi / Shade SHA-BD/40/WH

NOBLESSE TL1P

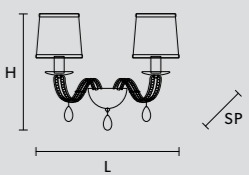


∅ 14 cm / 5.51"
H 38 cm / 14.96"

WW 1×E14×40 W max (not included)
USA 1×E12×40 W max (not included)

Paralumi / Shade SHA-BD/14/IV
Paralumi / Shade SHA-BD/14/WH

NOBLESSE A2

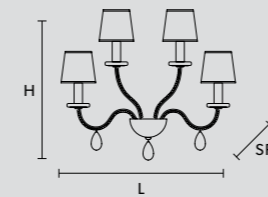


L 46 cm / 17.94"
SP 18 cm / 7.02"
H 40 cm / 15.60"

WW 2×E14×40 W max (not included)
USA 2×E12×40 W max (not included)

Paralumi / Shade SHA-BD/14/IV
Paralumi / Shade SHA-BD/14/WH

NOBLESSE A4



L 50 cm / 19.69"
SP 24 cm / 9.45"
H 48 cm / 18.90"



WW 4×E14×40 W max (not included)
USA 4×E12×40 W max (not included)

Paralumi / Shade SHA-BD/14/IV
Paralumi / Shade SHA-BD/14/WH

Ⓢ : For the US market, refer to the relevant price list.
* ETL only for US market.

ETERNITY

design by Masiero Lab




Eternity 12+8+4





Eternity 8+4



Eternity A2

Eternity TL1



ETERNITY

Telaio in fusione di ottone, dischi e piatti di marmo verde Guatemala, o nero Marquina. Pendagli in cristallo trasparente.

Cast brass frame, discs and bobeches in Guatemala green or Marquina black marble. Transparent crystal pendants.

Gestell aus Messingguss, Platten und Schalen aus grünem Guatemala oder schwarzem Marquina- Marmor. Transparente Kristall-Anhänger.

Structure en fusion de laiton, disques et bobeches de marbre vert Guatemala ou de marbre noir Marquina. Pampilles en cristal transparent.


Estructura realizada en fundición de latón, discos y bobeches de mármol verde Guatemala o negro Marquina. Piezas colgantes de cristal transparente.

КАРКАС ИЗ ЛАТУННОГО ЛИТЬЯ С ДИСКАМИ И БЛЮДЦАМИ ИЗ ЗЕЛЕНОГО ГВАТЕМАЛЬСКОГО МРАМОРА, ЛИБО, КАК ВАРИАНТ, ИЗ ЧЕРНОГО МАРКУИНСКОГО МРАМОРА.


这个灯具的结构是黄铜铸件与大理石板(绿色或者蓝色)。而且这种系列也有透明的水晶吊坠。

إطار من صب النحاس الأصفر، وأقراص وأطباق من رخام جواتيمالا الأخضر، أو رخام ماركيينا الأسود. دلايات من الكريستال الشفاف.

Finishings



G04 Cromo lucido + marmo nero Marquina
Shiny chrome + Marquina black marble



G03 Oro lucido + marmo verde Guatemala
Shiny gold + Guatemala green marble

Family



Chandelier



Applique


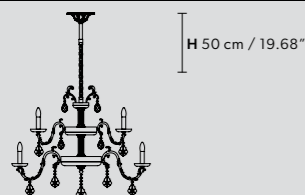
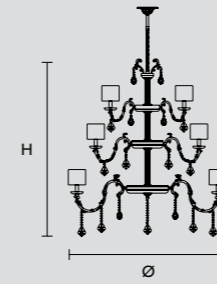


Table lamp

Standard chain for all chandeliers



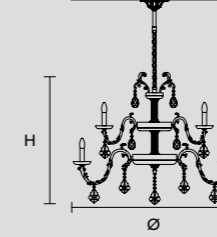
ETERNITY 12+8+4



Ø 150 cm / 56.06"
H 180 cm / 70.87"

WW 24×E14×40 W max (not included)
USA 24×E12×40 W max (not included)
Paralumi / Shade SAT/17/ECRU
Paralumi / Shade SAT/17/BK

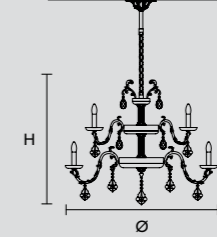
ETERNITY 8+4



Ø 120 cm / 47.24"
H 105 cm / 41.34"

WW 12×E14×40 W max (not included)
USA 12×E12×40 W max (not included)


ETERNITY 6+3



Ø 90 cm / 35.43"
H 95 cm / 37.40"

WW 9×E14×40 W max (not included)
USA 9×E12×40 W max (not included)

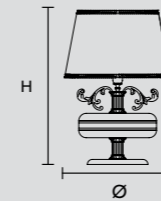
ETERNITY A2



L 31 cm / 12.20"
SP 20 cm / 7.87"
H 36 cm / 14.17"

WW 2×E14×40 W max (not included)
USA 2×E12×40 W max (not included)

ETERNITY TL1




Ø 46 cm / 18.11"
H 62 cm / 24.40"

WW 1×E27×40 W max (not included)
USA 1×E26×40 W max (not included)

Paralumi / Shade SAT/46/WH
Paralumi / Shade SAT/46/BK

PRIMADONNA

design by Masiero Lab




Primadonna 12






Primadonna TL1 G



Primadonna PL4



Primadonna A2



Primadonna 12



Primadonna TL1 G



Primadonna STL1

PRIMADONNA

Struttura in metallo e decori in fusione d'ottone.
Paralumi in Pongè, pendagli in cristallo trasparente.

Metal frame and brass fusion decorations. Pongè lampshades, transparent crystal pendants.

Metallrahmen und Messingguss. Lampenschirme aus Pongè. Transparente Kristallanhänger.

Structure en métal et décors en fusion en laiton.. Abat-jour en Pongè,. pendatifs en cristal transparent.


Estructura de metal y decoraciones realizadas en fundición de latón.
Pantallas de Pongé, piezas colgantes de cristal transparente.

МЕТАЛЛИЧЕСКИЙ КАРКАС И УКРАШЕНИЯ ИЗ ЛИТОЙ ЛАТУНИ.
АБАЖУРЫ ИЗ ТКАНИ PONGÈ, ПОДВЕСЫ ИЗ ПРОЗРАЧНОГО ХРУСТАЛЯ.

这个灯具的结构是金属，而且有黄铜铸件的装饰。这种系列也有水晶吊坠和合成材料的灯罩。

هيكل معدنية وزخارف من النحاس الأصفر. عاكس ضوء (أباجورة) من قماش بُنْجِي، دلايات من الكريستال الشفاف.

Finishings



G01
Brunito
Burnished



G03
Oro lucido
Shiny gold


Family



Chandelier



Ceiling



Applique



Table lamp

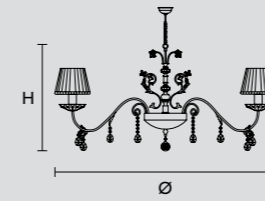


Floor lamp

Standard chain for all chandeliers



PRIMADONNA 12

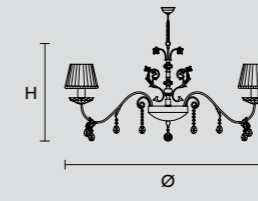


Ø 120 cm / 47.24"
H 65 cm / 25.59"

WW 12×E14×40 W max (not included)
USA 12×E12×40 W max (not included)

Paralumi / Shade PON-BD/16/IV

PRIMADONNA 8

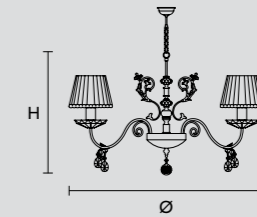


Ø 85 cm / 33.46"
H 55 cm / 21.65"

WW 8×E14×40 W max (not included)
USA 8×E12×40 W max (not included)

Paralumi / Shade PON-BD/16/IV

PRIMADONNA 5

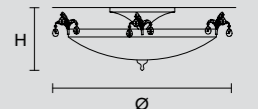


Ø 70 cm / 27.56"
H 50 cm / 19.69"

WW 5×E14×40 W max (not included)
USA 5×E12×40 W max (not included)

Paralumi / Shade PON-BD/16/IV

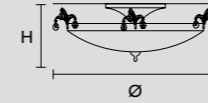
PRIMADONNA PL4



Ø 70 cm / 27.56"
H 25 cm / 9.84"

WW 4×E27×60 W max (not included)
USA 4×E26×60 W max (not included)

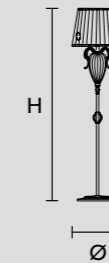
PRIMADONNA PL3



Ø 50 cm / 19.69"
H 23 cm / 9.06"

WW 3×E27×60 W max (not included)
USA 3×E26×60 W max (not included)

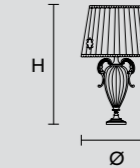
PRIMADONNA STL1



Ø 48 cm / 18.89"
H 180 cm / 70.87"

WW 1×E27×60 W max (not included)
USA 1×E26×60 W max (not included)
Paralumi / Shade PON-BD/48/IV

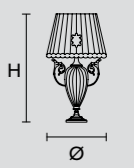
PRIMADONNA TL1G



Ø 40 cm / 15.75"
H 75 cm / 29.53"

WW 1×E27×60 W max (not included)
USA 1×E26×60 W max (not included)
Paralumi / Shade PON-BD/40/IV

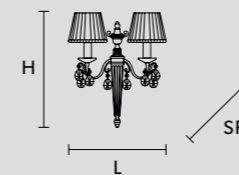
PRIMADONNA TL1P



Ø 16 cm / 6.30"
H 30 cm / 11.81"

WW 1×E14×40 W max (not included)
USA 1×E12×40 W max (not included)
Paralumi / Shade PON-BD/16/IV

PRIMADONNA A2




L 40 cm / 15.75"
SP 20 cm / 7.87"
H 50 cm / 19.69"

WW 2×E14×40 W max (not included)
USA 2×E12×40 W max (not included)
Paralumi / Shade PON-BD/16/IV

ZAIRA

design by Masiero Lab



Zaira 27



Zaira A2



Zaira 27

ZAIRA

Telaio in metallo e fusione di ottone. Pendagli in cristallo trasparente.

Metal frame and cast brass. Transparent Crystal pendants.

Metallrahmen und Messingguss. Transparente Kristallanhänger.

Structure en métal et fusion de laiton. Pendentifs en cristal transparent.

Estructura de metal y fundición de latón. Piezas colgantes de cristal transparente.

МЕТАЛЛИЧЕСКИЙ КАРКАС И ЛАТУННОЕ ЛИТЬЕ. ХРУСТАЛЬНЫЕ ПРОЗРАЧНЫЕ ПОДВЕСЫ.

这个灯具的结构是金属跟黄铜铸件。而且这种系列也有透明的水晶吊坠。

إطار معدني وصب نحاس أصفر. دلايات من الكريستال الشفاف

Finishings



G03
Oro Lucido
Shiny gold

Family

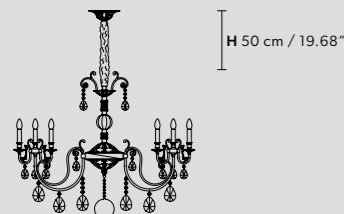


Chandelier

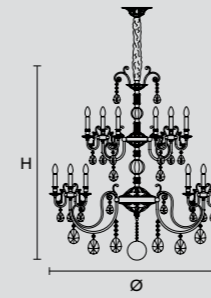


Applique

Standard chain for all chandeliers



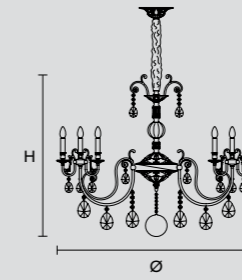
ZAIRA 27



Ø 125 cm / 49.21"
H 130 cm / 51.18"

WW 27×E14×40 W max (not included)
USA 27×E12×40 W max (not included)


ZAIRA 18



Ø 125 cm / 49.21"
H 90 cm / 35.43"

WW 18×E14×40 W max (not included)
USA 18×E12×40 W max (not included)

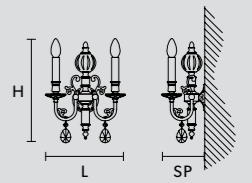
ZAIRA 9



Ø 75 cm / 29.52"
H 70 cm / 27.56"

WW 9×E14×40 W max (not included)
USA 9×E12×40 W max (not included)

ZAIRA A2




L 28 cm / 11.02"
SP 15 cm / 5.91"
H 38 cm / 14.96"

WW 2×E14×40 W max (not included)
USA 2×E12×40 W max (not included)

ROSEMERY

design by Masiero Lab




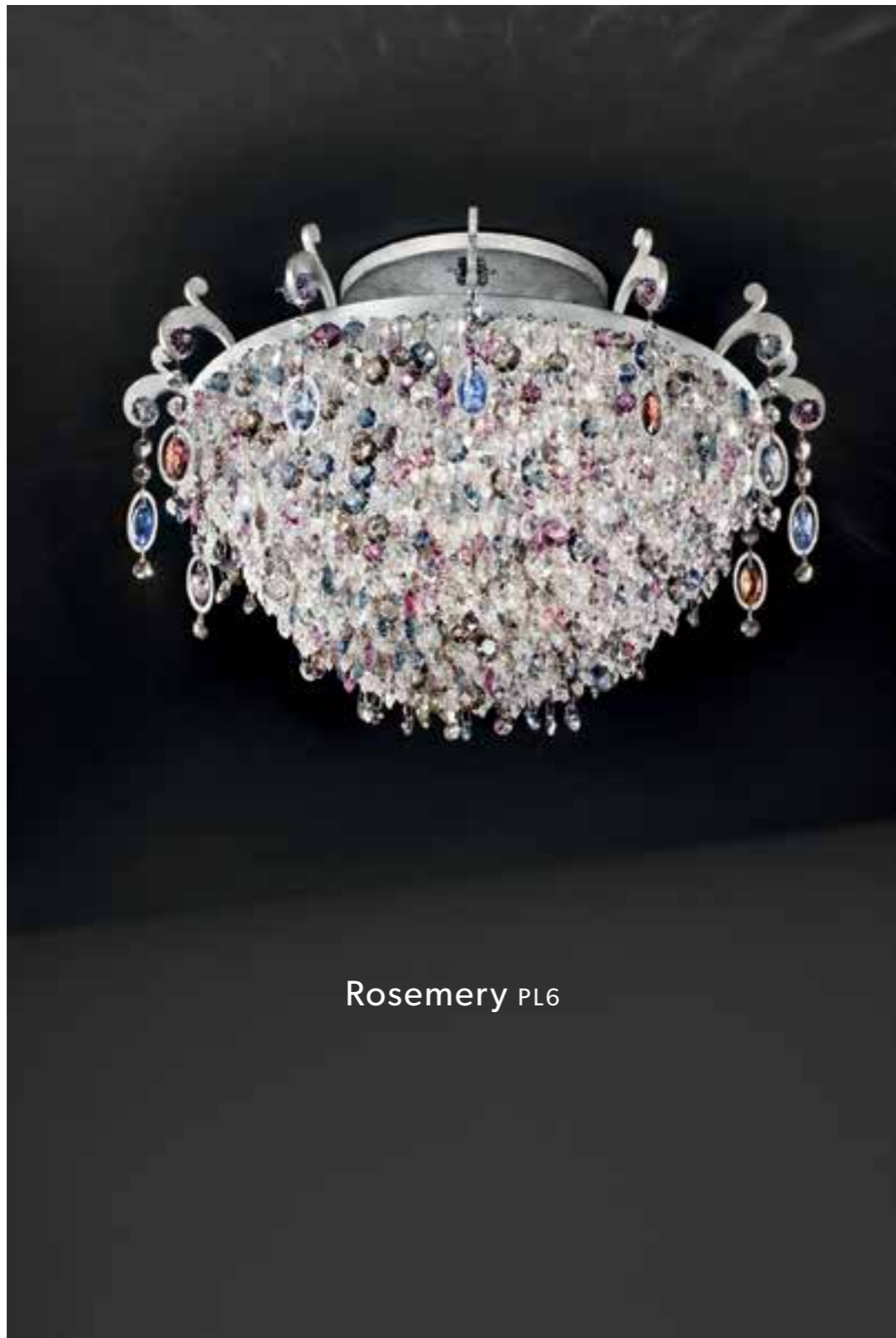
Rosemery 6



Rosemery 12




Rosemery A2





Rosemery 1



Rosemery TL1 P



ROSEMERY

Struttura in metallo con decori in vetro colorato. Pendagli in vetro colorato e paralumi in raso.

Metal frame with colored glass inserts. Colorful glass pendants, satin shades.

Metallstruktur mit Einsätzen aus farbigen Kristallen. Farbiger Glas Behang, Lampenschirme aus Satin.

Structure en métal avec inserts en verre coloré. Les pendentifs sont en verre coloré et les abat-jours sont en satin.


Estructura de metal con decoraciones realizadas en vidrio de color. Piezas colgantes de vidrio de color y pantallas de raso.

МЕТАЛЛИЧЕСКИЙ КАРКАС С ДЕКОРОМ ИЗ ЦВЕТНОГО СТЕКЛА.
ПОДВЕСЫ ИЗ ЦВЕТНОГО СТЕКЛА И АТЛАСНЫЕ АБАЖУРЫ.


这个灯具结构是金属跟装饰的彩色玻璃。而且这种系列也有彩色的水晶吊坠与材料缎布的灯罩。

هيكل معدني مع زخارف زجاجية ملونة. دلايات من الزجاج الملون وعاكس ضوء (أباجورة) من الساتان.

Finishings



V13
Beige e Oro
Ivory and Gold



V97
Bianco e argento
White and silver

Family



Chandelier



Suspension



Applique



Applique



Ceiling





Table lamp

Standard chain/cable for all chandeliers/suspensions

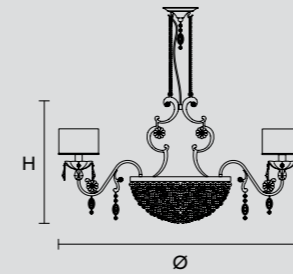


H 50 cm / 19.68"
For Rosemery 12, Rosemery 6,
Rosemery 4, Rosemery 2



H 120 cm / 47.24"
For only Rosemery 1

ROSEMERY 12

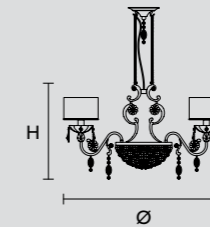


Ø 105 cm / 41.34"
H 55 cm / 21.65"

WW 16×E14×40 W max (not included)
USA 16×E12×40 W max (not included)

Paralumi / Shade SAT/17/ECRU
Paralumi / Shade SAT/17/WH

ROSEMERY 6



Ø 80 cm / 31.50"
H 50 cm / 19.69"

WW 8×E14×40 W max (not included)
USA 8×E12×40 W max (not included)

Paralumi / Shade SAT/17/ECRU
Paralumi / Shade SAT/17/WH

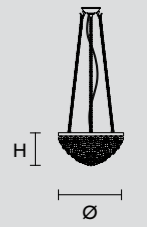
ROSEMERY 4



Ø 45 cm / 17.72"
H 22 cm / 8.66"

WW 4×E14×40 W max (not included)
USA 4×E12×40 W max (not included)

ROSEMERY 2



Ø 30 cm / 11.81"
H 16 cm / 6.30"

WW 2×E14×40 W max (not included)
USA 2×E12×40 W max (not included)

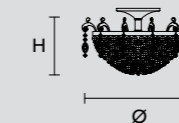
ROSEMERY 1



Ø 23 cm / 9.06"
H 16 cm / 6.30"

WW 1×E27×60 W max (not included)
USA 1×E26×60 W max (not included)

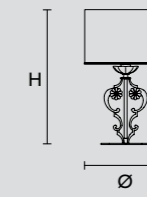
ROSEMERY PL6



Ø 54 cm / 21.26"
H 34 cm / 13.39"

WW 6×E14×40 W max (not included)
USA 6×E12×40 W max (not included)

ROSEMERY TL1 G

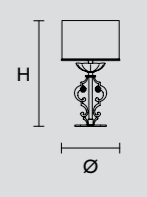


Ø 33 cm / 12.99"
H 54 cm / 21.26"

WW 1×E27×60 W max (not included)
USA 1×E26×60 W max (not included)

Paralumi / Shade SAT/33/ECRU
Paralumi / Shade SAT/33/WH

ROSEMERY TL1 P

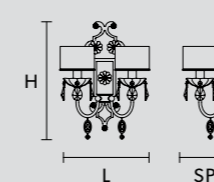


Ø 20 cm / 7.87"
H 36 cm / 14.17"

WW 1×E14×40 W max (not included)
USA 1×E12×40 W max (not included)

Paralumi / Shade SAT/20/ECRU
Paralumi / Shade SAT/20/WH

ROSEMERY A2

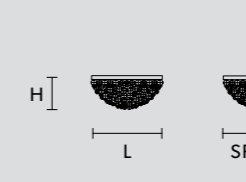


L 32 cm / 12.60"
SP 17 cm / 6.69"
H 43 cm / 16.93"

WW 2×E14×40 W max (not included)
USA 2×E12×40 W max (not included)

Paralumi / Shade SAT/12/ECRU
Paralumi / Shade SAT/12/WH

ROSEMERY A1-2




L 30 cm / 11.81"
SP 15 cm / 5.91"
H 16 cm / 6.30"

WW 1×E27×60 W max (not included)
USA 1×E26×60 W max (not included)

GALÁ

design by Masiero Lab

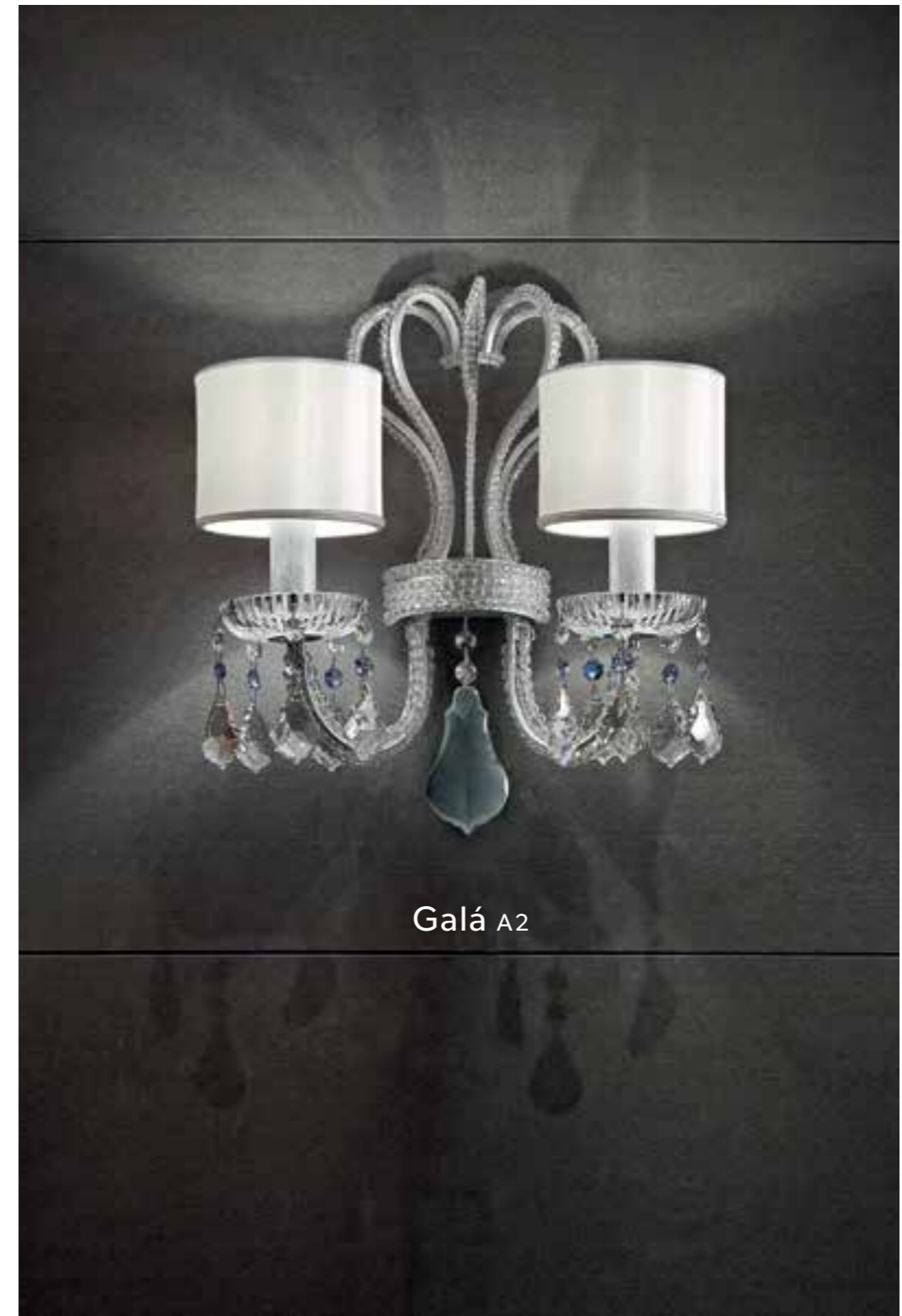


Galá 8+2






Galá TL1 G



Galá A2



Galá 16+4+3



Galá TL1 P



Galá 8+2

GALÁ

Struttura in metallo decorata da perle e pendagli in cristallo trasparente.
Paralumi in satin.

Metal frame decorated with transparent glass beads and trasparent crystal pendants.
Shantung fabric lampshades.

Metallstruktur, verziert mit Perlen und Anhängern in transparentem Kristall.
Lampenschirme aus Satin.

Structure en métal avec des décorations en perles et pampille en cristaux transparent. Abats jour en satin.


Estructura de metal decorada con perlas y piezas colgantes de cristal transparente.
Pantallas de satén.

МЕТАЛЛИЧЕСКИЙ КАРКАС УКРАШЕН БУСИНАМИ И ПОДВЕСАМИ ИЗ ПРОЗРАЧНОГО ХРУСТАЛЯ. АТЛАСНЫЕ АБАЖУРЫ.


这个灯具结构是金属，然而装饰是透明水晶与珍珠们。这种系列也有材料缎布的灯罩。

هيكل معدني مُزخرف باللؤلؤ ودلايات من الكريستال الشفاف. عاكس ضوء (أباجورة) من الساتان.

Finishings




V13
Beige e Oro
Ivory and Gold



V97
Bianco e argento
White and silver

Family



Chandelier



Applique

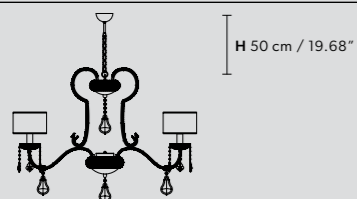


Ceiling

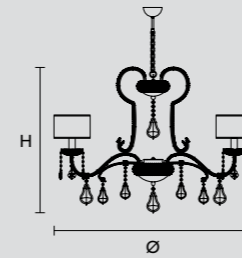


Table lamp

Standard chain for all chandeliers



GALÁ 16+4+3

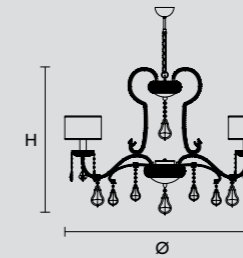


∅ 160 cm / 62.99"
H 115 cm / 45.28"

WW 16×E14×40 W max (not included)
7×G9×40 W max (not included)
USA 16×E12×40 W max (not included)

Paralumi / Shade SAT/17/ECRU
Paralumi / Shade SAT/17/WH

GALÁ 12+3+2

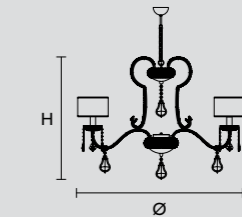


∅ 116 cm / 45.67"
H 76 cm / 29.92"

WW 12×E14×40 W max (not included)
5×G9×40 W max (not included)
USA 12×E12×40 W max (not included)

Paralumi / Shade SAT/17/ECRU
Paralumi / Shade SAT/17/WH

GALÁ 8+2

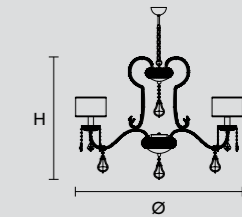


∅ 97 cm / 38.19"
H 67 cm / 26.38"

WW 8×E14×40 W max (not included)
2×G9×40 W max (not included)
USA 8×E12×40 W max (not included)

Paralumi / Shade SAT/17/ECRU
Paralumi / Shade SAT/17/WH

GALÁ 6+2

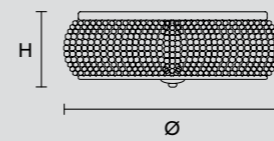


∅ 77 cm / 30.31"
H 55 cm / 21.65"

WW 6×E14×40 W max (not included)
2×G9×40 W max (not included)
USA 6×E12×40 W max (not included)

Paralumi / Shade SAT/17/ECRU
Paralumi / Shade SAT/17/WH

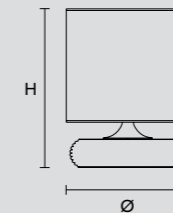
GALÁ PL3



∅ 36 cm / 14.17"
H 12 cm / 4.72"

WW 3×E14×40 W max (not included)
USA 3×E12×40 W max (not included)

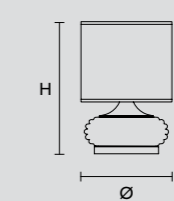
GALÁ TL1G 45



∅ 38 cm / 14.97"
H 45 cm / 17.71"

WW 1×E27×60 W max (not included)
USA 1×E26×60 W max (not included)
Paralumi / Shade SAT/38/ECRU
Paralumi / Shade SAT/38/WH

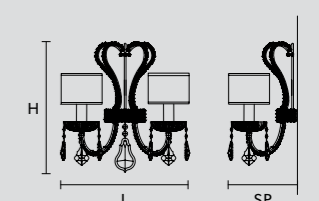
GALÁ TL1P 22



∅ 17 cm / 6.69"
H 22 cm / 8.66"

WW 1×E14×40 W max (not included)
USA 1×E12×40 W max (not included)
Paralumi / Shade SAT/17/ECRU
Paralumi / Shade SAT/17/WH

GALÁ A2




L 35 cm / 13.77"
SP 18 cm / 7.08"
H 35 cm / 13.77"

WW 2×E14×40 W max (not included)
USA 2×E12×40 W max (not included)
Paralumi / Shade SAT/12/ECRU
Paralumi / Shade SAT/12/WH

Ⓜ : For the US market, refer to the relevant price list.
* ETL only for US market.

ODESSA

design by Masiero Lab




Odessa 12 155



Odessa A5



Odessa A2



Odessa 18+9







Odessa 12 95

ODESSA

Telaio in metallo e fusione di ottone. Pendagli in cristallo trasparente.

Metal frame and cast brass. Transparent Crystal pendants.

Metallrahmen und Messingguss. Kristallanhänger.

Structure en métal et fusion de laiton. Pendentifs en cristal transparent.

Estructura de metal y fundición de latón. Piezas colgantes de cristal transparente.

МЕТАЛЛИЧЕСКИЙ КАРКАС И ЛАТУННОЕ ЛИТЬЕ. ХРУСТАЛЬНЫЕ ПОДВЕСЫ


这个灯具的结构是金属跟黄铜铸件。而且这种系列也有透明的水晶吊坠。

إطار معدني وصب نحاس أصفر. دلايات من الكريستال الشفاف

Finishings



G03
Oro Lucido
Shiny gold



G21
Cromo anticato
Antiqued chrome



G20
Oro anticato
Antiqued gold

Family



Chandelier

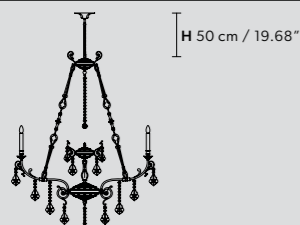


Ceiling

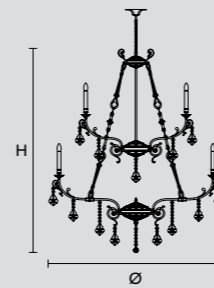


Applique

Standard chain for all chandeliers



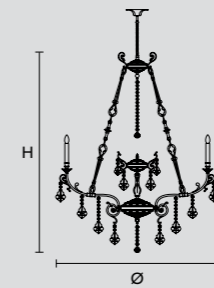
ODESSA 18+9 175



Ø 150 cm / 59.05"
H 175 cm / 68.89"

WW 27×E14×40 W max (not included)
USA 27×E12×40 W max (not included)

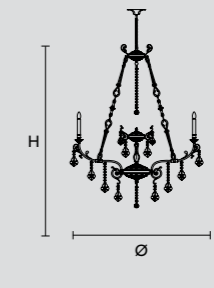
ODESSA 18 175



Ø 150 cm / 59.05"
H 175 cm / 68.89"

WW 18×E14×40 W max (not included)
USA 18×E12×40 W max (not included)

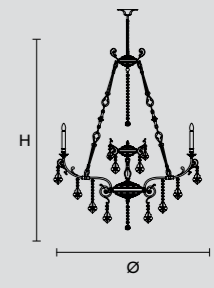
ODESSA 12 155



Ø 120 cm / 47.24"
H 155 cm / 61.02"

WW 12×E14×40 W max (not included)
USA 12×E12×40 W max (not included)

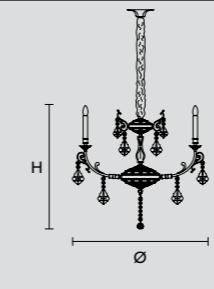
ODESSA 8 100



Ø 90 cm / 35.43"
H 120 cm / 47.24"

WW 8×E14×40 W max (not included)
USA 8×E12×40 W max (not included)


ODESSA 6 65



Ø 70 cm / 27.55"
H 65 cm / 25.59"

WW 6×E14×40 W max (not included)
USA 6×E12×40 W max (not included)


ODESSA 8 80



Ø 90 cm / 35.43"
H 80 cm / 31.49"

WW 8×E14×40 W max (not included)
USA 8×E12×40 W max (not included)


ODESSA 12 95



Ø 120 cm / 47.24"
H 95 cm / 37.40"

WW 12×E14×40 W max (not included)
USA 12×E12×40 W max (not included)

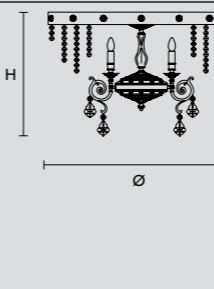
ODESSA 14 90



Ø 150 cm / 59.05"
H 90 cm / 35.43"

WW 14×E14×40 W max (not included)
USA 14×E12×40 W max (not included)

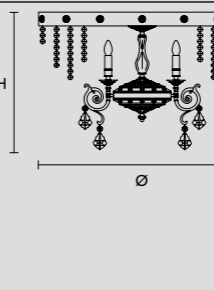
ODESSA PL6 70



Ø 70 cm / 27.56"
H 70 cm / 27.56"

WW 6×E14×40 W max (not included)
USA 6×E12×40 W max (not included)

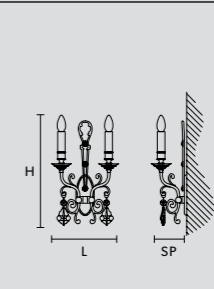
ODESSA PL8 90



Ø 90 cm / 35.43"
H 70 cm / 27.56"

WW 8×E14×40 W max (not included)
USA 8×E12×40 W max (not included)


ODESSA A2



L 27 cm / 10.63"
SP 14 cm / 5.51"
H 45 cm / 17.72"

WW 2×E14×40 W max (not included)
USA 2×E12×40 W max (not included)

ODESSA A5




L 45 cm / 17.72"
SP 20 cm / 7.87"
H 50 cm / 19.69"

WW 5×E14×40 W max (not included)
USA 5×E12×40 W max (not included)

Ⓜ : For the US market, refer to the relevant price list.

GLASSÉ

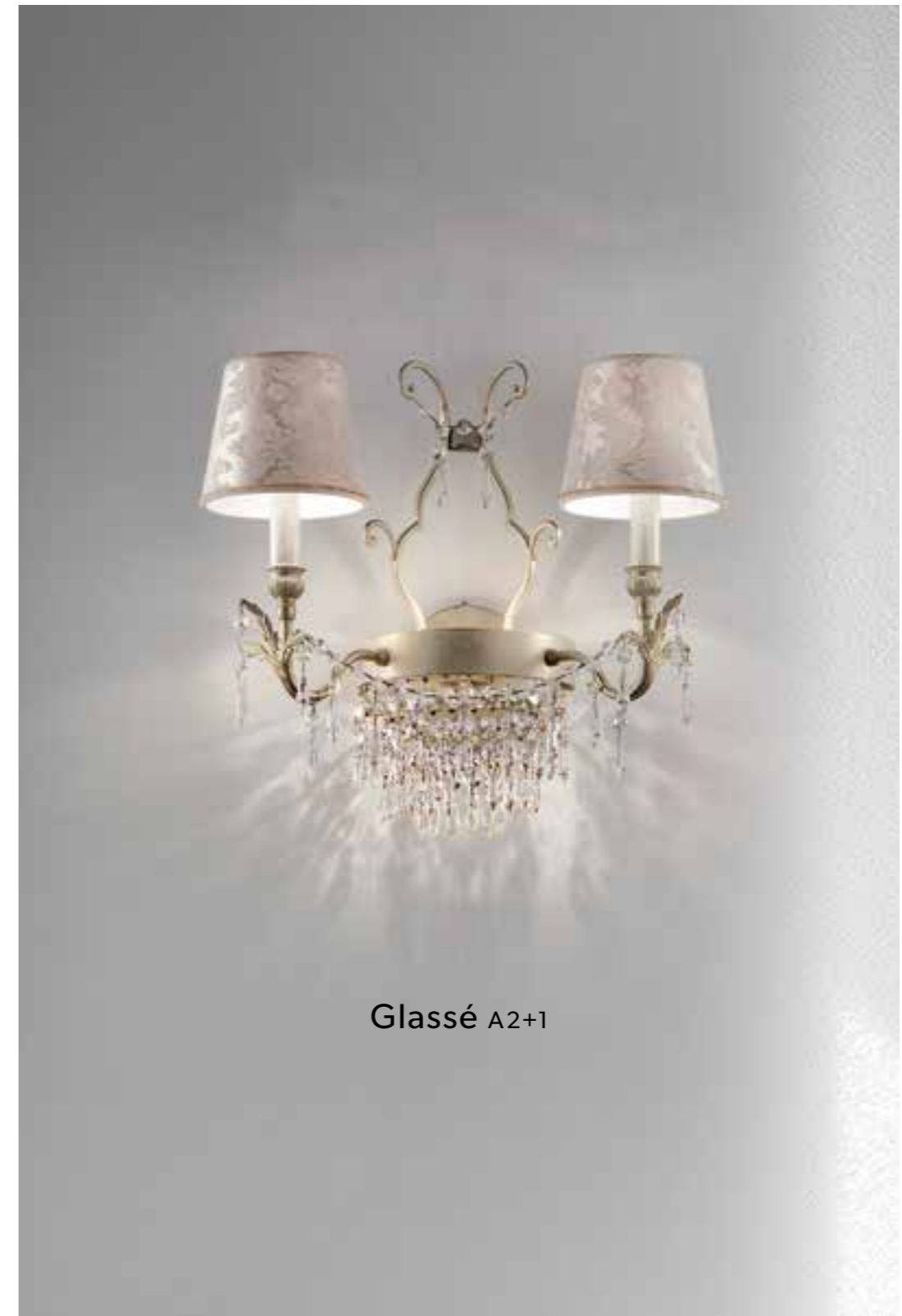
design by Masiero Lab



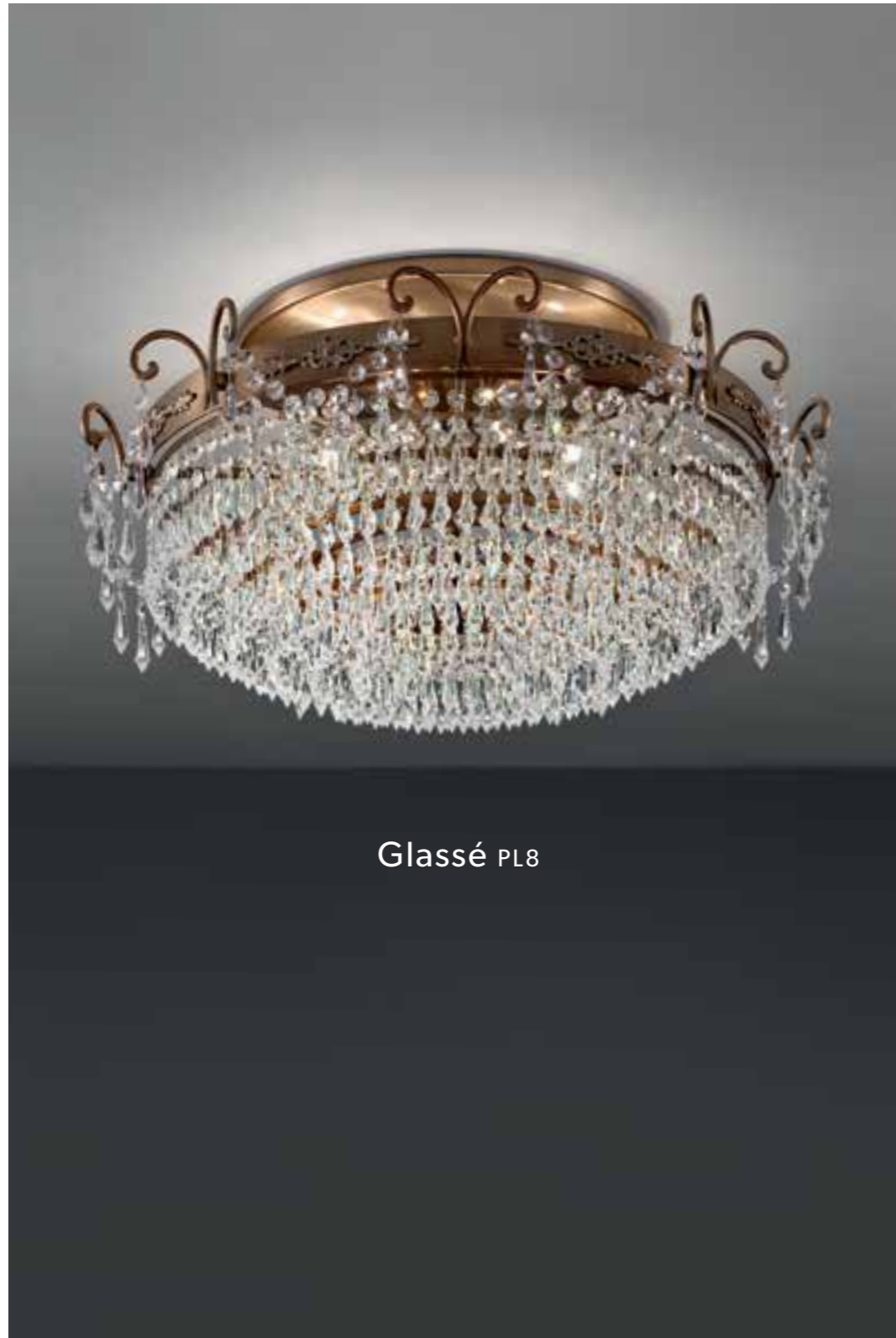
Glassé 6+3



Glassé TL3



Glassé A2+1





Glassé 8+4



Glassé A4

GLASSÉ

Telaio in metallo
imprezioso da pendenti in
cristallo trasparente.
Paralumi damascati.

The metal structure is
enriched with
transparent crystal pendants.
Damask lampshades.

Die Struktur aus Metall ist
mit zahlreichen Prismen
aus Bleiglas geschmückt.
Lampenschirme aus Damast.

La structure métallique
est agrémentée d'une
pluie de pampilles en
cristal transparent.
Abat-jours damassés.


Estructura de metal embellecida
con piezas colgantes de
cristal transparente. Pantallas
adamascadas.

**МЕТАЛЛИЧЕСКИЙ
КАРКАС УКРАШЕН
НИСПАДАЮЩИМИ
ХРУСТАЛЬНЫМИ ПОДВЕСАМИ.
АБАЖУРЫ ИЗ ТКАНИ С
КАМЧАТЫМ УЗОРОМ.**


这个灯具的结构是金属，而且有透
明装饰的装饰。而且这种灯具也有
锦缎面料的灯罩。

إطار معدني مُزخرف بدلايات من
الكريستال الشفاف. عاكس ضوء
(أباجورة) من قماش دمقس.

Finishings



V13
Beige e Oro
Ivory and Gold



G01
Brunito
Burnished

Family



Chandelier



Applique



Ceiling

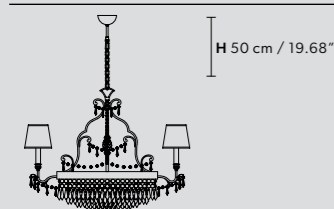


Table lamp

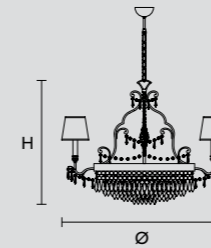


Floor lamp

Standard chain for all chandeliers



GLASSÉ 8+4

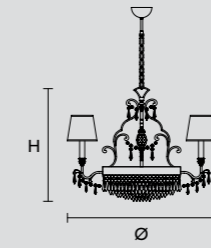


∅ 90 cm / 35.43"
H 70 cm / 27.56"

WW 8×E14×40 W max (not included)*
4×G9×40 W max (not included)
USA 8×E12×40 W max (not included)*
4×G9×40 W max (not included)

Paralumi / Shade DAM/14/IV
*Candle shape necessary for lampshades

GLASSÉ 6+3

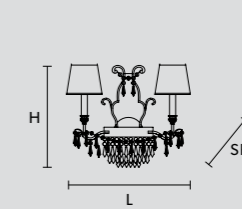


∅ 75 cm / 29.53"
H 60 cm / 23.62"

WW 6×E14×40 W max (not included)*
3×G9×40 W max (not included)
USA 6×E12×40 W max (not included)*
3×G9×40 W max (not included)

Paralumi / Shade DAM/14/IV
*Candle shape necessary for lampshades

GLASSÉ A2+1

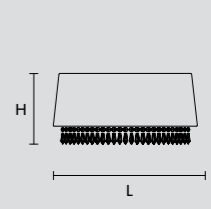


L 40 cm / 15.75"
SP 25 cm / 9.84"
H 40 cm / 15.75"

WW 2×E14×40 W max (not included)*
1×G9×40 W max (not included)
USA 2×E12×40 W max (not included)*
1×G9×40 W max (not included)

Paralumi / Shade DAM/14/IV
*Candle shape necessary for lampshades

GLASSÉ A4

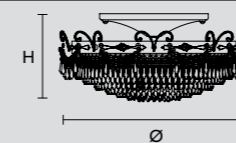


L 50 cm / 19.69"
SP 15 cm / 5.91"
H 25 cm / 9.84"

WW 2×E14×40 W max (not included)
2×G9×40 W max (not included)
USA 2×E12×40 W max (not included)
2×G9×40 W max (not included)

Paralumi / Shade DAM/IV

GLASSÉ PL8



∅ 60 cm / 23.62"
H 30 cm / 11.81"

WW 8×G9×40 W max (not included)
USA 8×G9×40 W max (not included)

GLASSÉ STL3

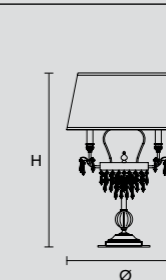


∅ 40 cm / 15.75"
H 170 cm / 66.93"

WW 3×E14×40 W max (not included)
USA 3×E12×40 W max (not included)

Paralumi / Shade DAM/14/IV

GLASSÉ TL3



∅ 40 cm / 15.75"
H 60 cm / 23.62"


WW 3×E14×40 W max (not included)
USA 3×E12×40 W max (not included)

Paralumi / Shade DAM/IV

Ⓜ : For the US market, refer to the relevant price list.
* ETL only for US market.

IMPERIAL

design by Masiero Lab




Imperial 16+16+4

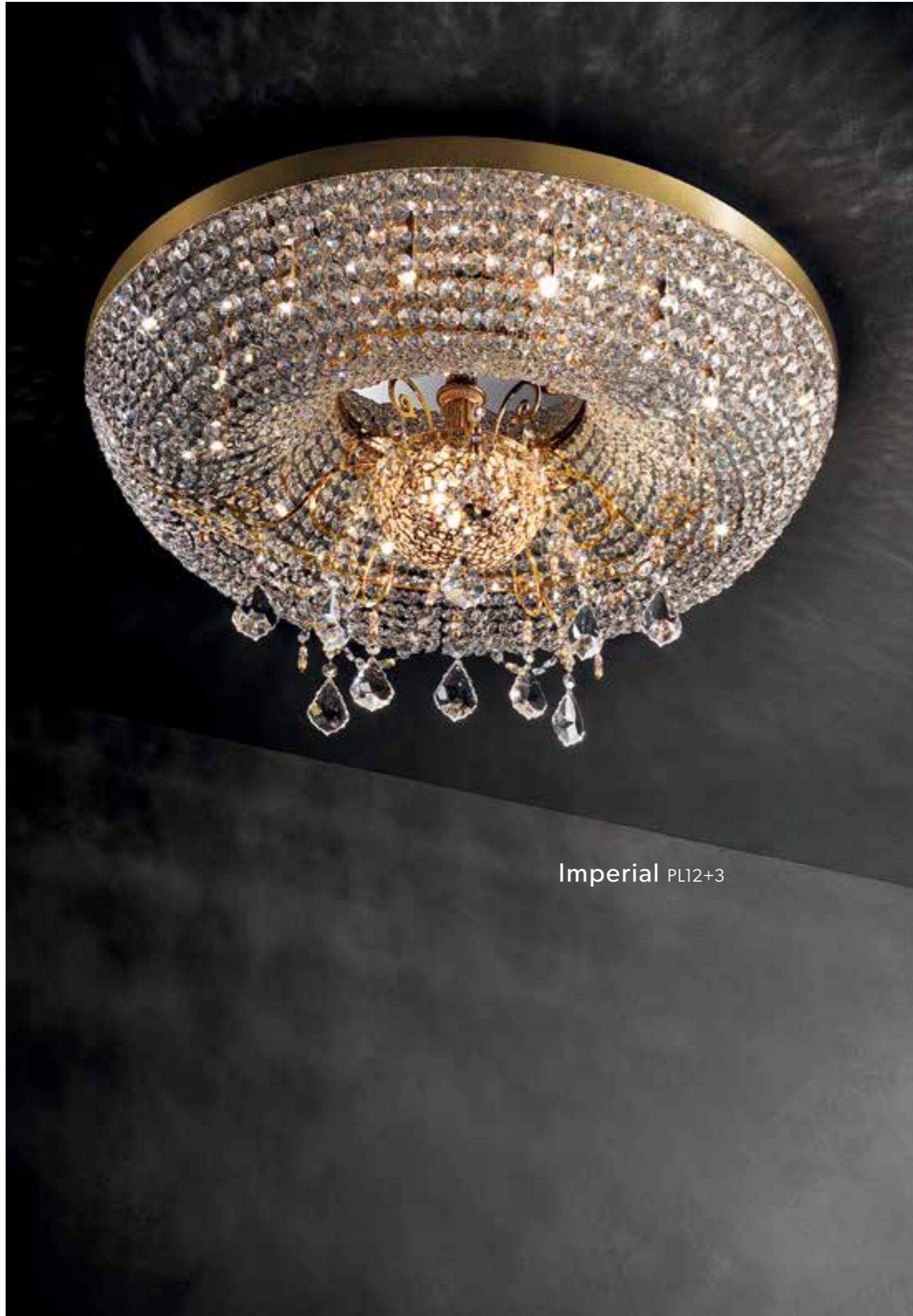





Imperial 12




Imperial PL2 G






Imperial A2



Imperial A1




Imperial TL1 G, TL1 M, TL1 P



Imperial TL3



Imperial 16





Imperial STL6

IMPERIAL

Telaio in metallo. Coppe e tazzine decorate con cristalli incastonati. Pendagli in cristallo trasparente.

Metal frames . The goblets and cups are decorated with embedded crystals. Trasparent Crystal pendants.

Metallrahmen. Die Lichtschalen und Tassen sind mit eingebetteten Kristallen verziert. Kristallanhänger.

Structures en métal. Les coupes et les bobèches sont décorées de cristaux sertis. Pendentifs en cristal transparent.


Estructura de metal. Copas y tazas decoradas con cristales engastados. Piezas colgantes de cristal transparente.

МЕТАЛЛИЧЕСКИЙ КАРКАС. ЧАШКИ И БЛЮДЦА УКРАШЕНЫ ВКРАПЛЕННЫМИ КРИСТАЛЛАМИ. ПОДВЕСЫ ИЗ ХРУСТАЛЯ.


这个灯具结构是金属。这种系列也有透明水晶。

اطار معدني. أكواب وفناجين مُزخرفة بالكريستال المُرصع. دلايات من الكريستال الشفاف.

Finishings



G08
Nickel nero
Black nickel



G04
Cromo lucido
Shiny chrome



G03
Oro lucido
Shiny gold

Family



Chandelier




Ceiling



Applique



Table lamp




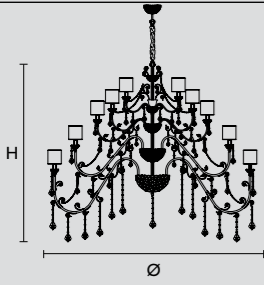
Floor lamp

Standard chain for all chandeliers



H 50 cm / 19.68"


IMPERIAL 16+16+4 

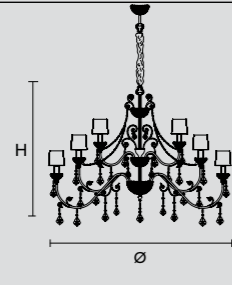


Ø 250 cm / 98.43"
H 200 cm / 78.74"

WW 36×E14×40 W max (not included)
USA 36×E12×40 W max (not included)

Paralumi / Shade SAT/14/ECRU
Paralumi / Shade SAT/14/WH
Paralumi / Shade SAT/14/BK


IMPERIAL 16 

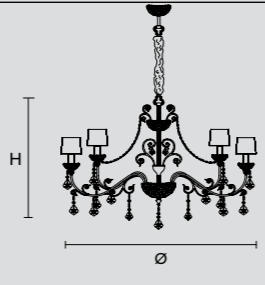


Ø 140 cm / 55.12"
H 110 cm / 43.31"

WW 16×E14×40 W max (not included)
USA 16×E12×40 W max (not included)

Paralumi / Shade SAT/14/ECRU
Paralumi / Shade SAT/14/WH
Paralumi / Shade SAT/14/BK


IMPERIAL 12 

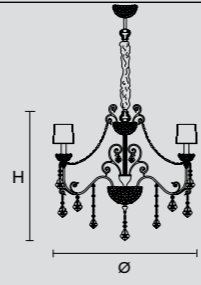


Ø 120 cm / 47.24"
H 90 cm / 35.43"

WW 12×E14×40 W max (not included)
USA 12×E12×40 W max (not included)

Paralumi / Shade SAT/14/ECRU
Paralumi / Shade SAT/14/WH
Paralumi / Shade SAT/14/BK

IMPERIAL 8 

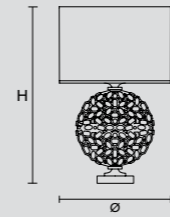


Ø 90 cm / 35.43"
H 85 cm / 33.46"

WW 8×E14×40 W max (not included)
USA 8×E12×40 W max (not included)

Paralumi / Shade SAT/14/ECRU
Paralumi / Shade SAT/14/WH
Paralumi / Shade SAT/14/BK

IMPERIAL TL1 G 

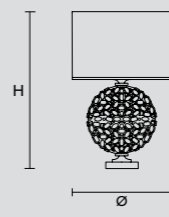


Ø 33 cm / 12.99"
H 50 cm / 19.68"

WW 1×E27×60 W max (not included)
USA 1×E26×60 W max (not included)

Paralumi / Shade SAT/33/ECRU
Paralumi / Shade SAT/33/WH
Paralumi / Shade SAT/33/BK

IMPERIAL TL1 M 

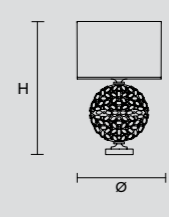


Ø 23 cm / 9.05"
H 37 cm / 14.56"

WW 3×E27×60 W max (not included)
USA 3×E26×60 W max (not included)

Paralumi / Shade SAT/23/ECRU
Paralumi / Shade SAT/23/WH
Paralumi / Shade SAT/23/BK


IMPERIAL TL1 P 

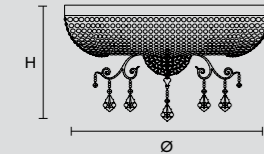


Ø 14 cm / 5.51"
H 26 cm / 10.23"

WW 1×E14×40 W max (not included)
USA 1×E12×40 W max (not included)


Paralumi / Shade SAT/14/ECRU
Paralumi / Shade SAT/14/WH
Paralumi / Shade SAT/14/BK

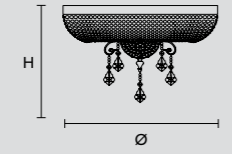
IMPERIAL PL 12+2 



Ø 90 cm / 35.43"
H 45 cm / 17.72"


WW 12×E14×40 W max (not included)
+2×G9×40 W max (included)
USA 12×E12×40 W max (not included)
+2×G9×40 W max (included)

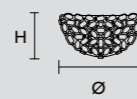
IMPERIAL PL 10+2 



Ø 60 cm / 23.62"
H 35 cm / 13.78"


WW 10×E14×40 W max (not included)
+2×G9×40 W max (included)
USA 10×E12×40 W max (not included)
+2×G9×40 W max (included)

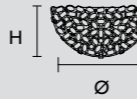
IMPERIAL PL2 P 



Ø 17 cm / 6.69"
H 10 cm / 3.93"


WW 2×G9×40 W max (not included)
USA 2×G9×40 W max (not included)

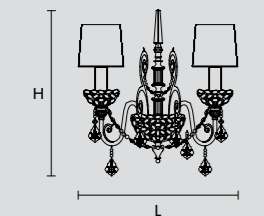
IMPERIAL PL2 G 



Ø 22 cm / 8.66"
H 13 cm / 5.11"

WW 2×G9×40 W max (not included)
USA 2×G9×40 W max (not included)


IMPERIAL A2 

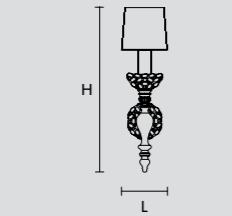


L 50 cm / 19.69"
SP 18 cm / 7.09"
H 46 cm / 18.11"

WW 2×E14×40 W max (not included)
USA 2×E12×40 W max (not included)

Paralumi / Shade SAT/14/ECRU
Paralumi / Shade SAT/14/WH
Paralumi / Shade SAT/14/BK


IMPERIAL A1 



L 14 cm / 5.51"
SP 17 cm / 6.69"
H 40 cm / 15.75"

WW 1×E14×40 W max (not included)
USA 1×E12×40 W max (not included)

Paralumi / Shade SAT/14/ECRU
Paralumi / Shade SAT/14/WH
Paralumi / Shade SAT/14/BK

IMPERIAL TL3 

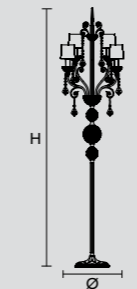


Ø 42 cm / 16.54"
H 76 cm / 29.92"

WW 3×E14×40 W max (not included)
USA 3×E12×40 W max (not included)

Paralumi / Shade SAT/14/ECRU
Paralumi / Shade SAT/14/WH
Paralumi / Shade SAT/14/BK


IMPERIAL STL6 




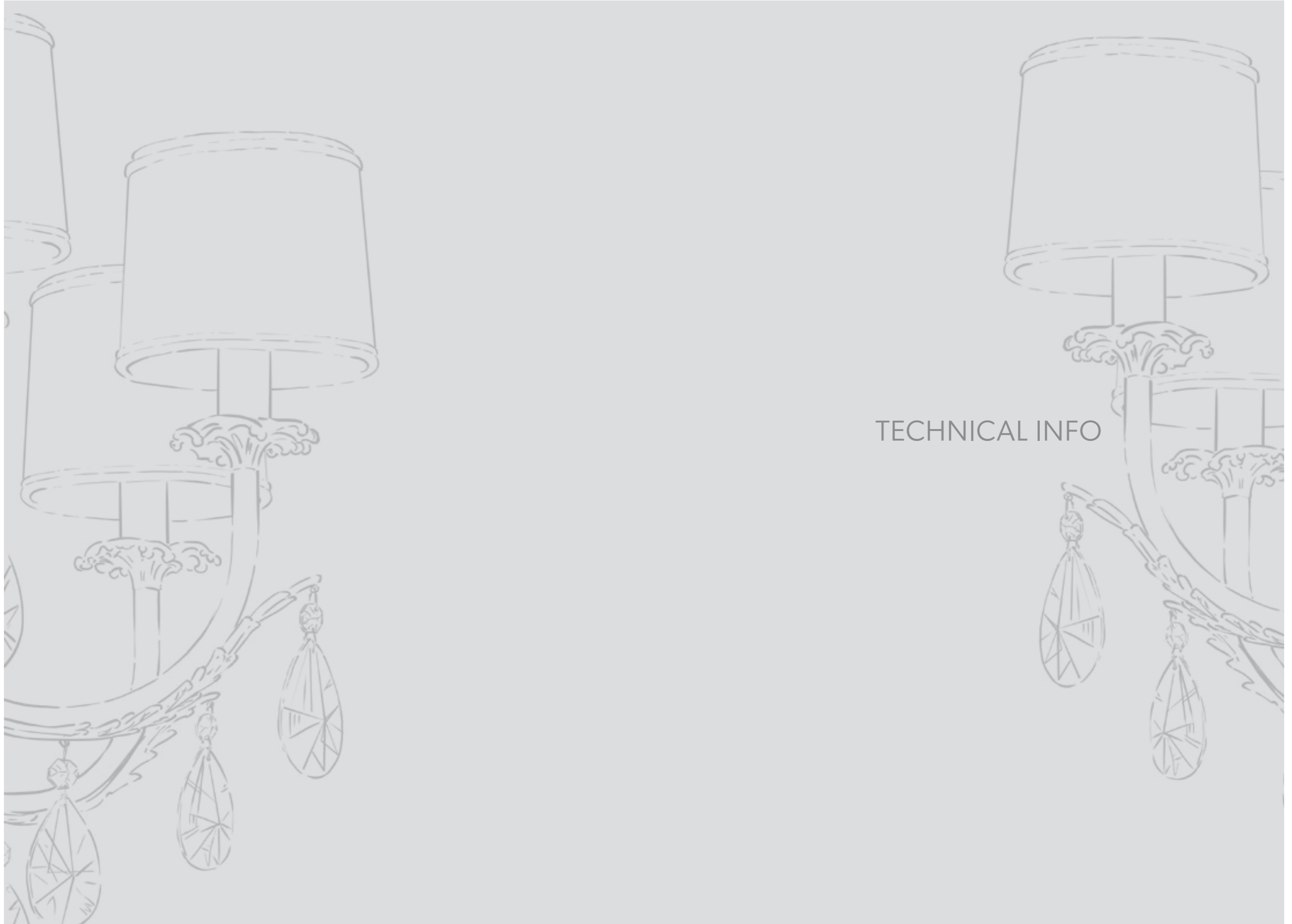
Ø 55 cm / 21.65"
H 215 cm / 84.65"

WW 6×E14×40 W max (not included)
USA 6×E12×40 W max (not included)

Paralumi / Shade SAT/12/ECRU
Paralumi / Shade SAT/12/WH
Paralumi / Shade SAT/12/BK

 : For the US market, refer to the relevant price list.
* ETL only for US market.

 : For the US market, refer to the relevant price list.
* ETL only for US market.



TECHNICAL INFO

FINITURE / FINISHING

Verniciati/ Painted




V13 Avorio e oro
Ivory and gold



V71 Nickel opaco verniciato
Painted matt nickel



V90 Nero opaco
Matt black



V95 Bianco opaco
Matt white



V97 Bianco e argento
White and silver

Decorazione a foglia / Leaf decoration



F01 Foglia oro
Gold leaf



F02 Foglia argento
Silver leaf

FINITURE / FINISHING


Bagno galvanico / Galvanic Bath



G01 Brunito
Burnished



G03 Oro lucido
Shiny gold



G04 Cromo lucido
Shiny chrome



G05 Oro opaco
Matt gold



G06 Cromo opaco
Matt chrome



G08 Nickel nero
Black nickel



G20 Oro anticato
Antiqued gold



G21 Cromo anticato
Antiqued chrome

CE

Attesta la conformità del prodotto alle disposizioni delle Direttive comunitarie.

It certifies the conformity of the products to the European Community provisions.

Il atteste la conformité du produit aux dispositions des directives communitaires.

Konformität des Produktes mit den Richtlinien der europäischen Gemeinschaft.

НАСТОЯЩИМ ПОДТВЕРЖДАЕТСЯ СООТВЕТСТВИЕ ПРОДУКЦИИ ПОЛОЖЕНИЯМ ДИРЕКТИВ ЕС.

Certifica la conformidad del producto según las disposiciones de las directivas comunitarias.

CE标记是指产品的制造商证明该产品符合适用的EC指令的所有基本要求。

يُشهد بمطابقة المنتج لأحكام توجيهات المجتمع الأوروبي.



Il logo "ETL" si riferisce agli articoli che possono essere modificati con componenti certificati ETL. L'elenco degli articoli ETL si riferisce a prodotti testati e valutati in base agli standard di sicurezza del mercato statunitense. Per il mercato USA fare riferimento al listino dedicato.

"ETL" logos refers to articles which can be modified with ETL- compliance components. The "ETL" listing articles stands for tested and evaluated product to recognised US safety standards. For the US market, refer to the relevant price list.

"ETL" logo se réfère aux articles qui peuvent être modifiées par des composants certifiés ETL. la liste des articles ETL se réfère à des produits testés et évalués selon les normes de sécurité du marché américain. Pour le marché américain se référer à la liste des prix.

Das "ETL"-Logo bezieht sich auf Artikel, die mit ETL-zertifizierten Komponenten modifiziert werden können. Die Liste der ETL-Artikel bezieht sich auf Produkte, die nach den Sicherheitsstandards des US-Marktes getestet und bewertet wurden. Für den US-Markt beachten Sie bitte die entsprechende Preisliste.

ЛОГОТИП «ETL» ОТНОСИТСЯ К ЭЛЕМЕНТАМ, КОТОРЫЕ МОГУТ БЫТЬ МОДИФИЦИРОВАНЫ С ПОМОЩЬЮ СЕРТИФИЦИРОВАННЫХ ETL КОМПОНЕНТОВ. СПИСОК ЭЛЕМЕНТОВ ETL ОТНОСИТСЯ К ПРОДУКЦИИ, ПРОТЕСТИРОВАННОЙ И ОЦЕНЕННОЙ В СООТВЕТСТВИИ С ПРИЗНАННЫМИ СТАНДАРТАМИ БЕЗОПАСНОСТИ США. ДЛЯ ПОТРЕБИТЕЛЕЙ НАХОДЯЩИХСЯ В США СМ. СООТВЕТСТВУЮЩИЙ ПРАЙС-ЛИСТ.

El logo "ETL" indica los artículos, que pueden modificarse con componentes certificados ETL. La lista de los artículos ETL se refiere a los productos sometidos a prueba y evaluados en función de los estándares de seguridad del mercado estadounidense. Consultar la lista de precios específica para el mercado de los Estados Unidos.

"ETL" 徽标是指可以使用ETL认证的组件进行修改的项目。 ETL项目列表是指根据美国市场的安全标准进行测试和评估的产品。 对于美国市场, 请参考美国市场价格表。

يشير شعار «ETL» إلى المنتجات التي يمكن تعديلها باستخدام مكونات مُعتمدة من ETL. تشير قائمة منتجات ETL إلى المنتجات التي تم اختبارها وتقييمها وفقًا لمعايير السلامة في السوق الأمريكي. بالنسبة لسوق الولايات المتحدة الأمريكية، يُرجى الرجوع إلى قائمة الأسعار المُخصصة.

Im

Flusso luminoso nominale. L'indicazione si riferisce al valore in assenza di rifrazione, come dichiarato dal produttore del componente.

Nominal luminous flux. It refers to the value without any refraction, as declared by the component manufacturer.

L'unité SI de flux lumineux. L'indication correspond à la valeur en l'absence de réfraction, comme indiqué par le fabricant du composant.

Die Maßeinheit für den Lichtstrom. Die Angabe bezieht sich auf den Wert in der Abwesenheit von Brechung, wie vom Hersteller der Komponente angegeben.

НОМИНАЛЬНЫЙ СВЕТОВОЙ ПОТОК. УКАЗАНИЕ ОТНОСИТСЯ К ЗНАЧЕНИЮ В ОТСУТСТВИЕ РЕФРАКЦИИ, КАК ЗАЯВЛЕНО ПРОИЗВОДИТЕЛЕМ КОМПОНЕНТОВ.

Flujo luminoso nominal. La indicación se refiere al valor sin refracción, como declarado por el fabricante del componente.

标称光通量。指示是指组件制造商声明的没有折射的值。

التدفق الضوئي الاسمي. يشير المؤشر إلى القيمة في حالة عدم وجود انكسار للضوء، كما هو مُعلن من قبل الشركة المصنعة للعنصر.

MASIERO

Masiero si riserva il diritto di apportare ai propri articoli, senza nessun preavviso, qualsiasi modifica ritenesse opportuna.

Masiero reserves the right to introduce any changes to its own products, without notice in advance.

Masiero se réserve le droit d'apporter une quelconque modification à les modèles sans préavis.

Masiero behält sich das Recht vor Änderungen vorzunehmen, ohne sofortige Benachrichtigung.

КОМПАНИЯ MASIERO ОСТАВЛЯЕТ ЗА СОБОЙ ПРАВО БЕЗ ПРЕДВАРИТЕЛЬНОГО УВЕДОМЛЕНИЯ, ЕСЛИ ЭТО БУДЕТ СОЧЕНО ЦЕЛЕСООБРАЗНЫМ, ВНОСИТЬ В СОБСТВЕННЫЕ МОДЕЛИ ЛЮБЫЕ ИЗМЕНЕНИЯ.

Masiero se reserva el derecho de aportar modificaciones consideradas oportunas a sus artículos sin preaviso.

Masiero 保留对其认为适当的任何更改的权利, 恕不另行通知。

تحتفظ شركة مازيرو "Masiero" بالحق في إجراء أي تعديلات تراها مناسبة على منتجاتها، دون إشعار مسبق.

Masiero srl

via Peschiere, 53
31032 Casale sul Sile
Treviso, Italy
T +39 0422 7861
F +39 0422 786250

info@masierogroup.com
masierogroup.com

Design by Masiero
Photo, Studio Pointer
Styling NOOII
Print Italy, April 2021
by Grafica Antiga

Thanks to:
Paolo Utimpergher and
designer Franco Menna page 66

